

# ONIX

ONIX's spectacular pattern comes in 75,5x151 cm and 60x120 cm formats. Thanks to its size and gloss finished, it can be used to decorate large surfaces in apparent seamless style. Its pattern is inspired by onyx, a semiprecious stone appreciated since ancient times for its eye-catching beauty. Today it is one of the most up-to-the-minute deluxe wall and floor tiles.

ONIX lleva la espectacularidad de su gráfica a los formatos 75,5x151 cm y 60x120 cm. Gracias a su tamaño y a su acabado brillo permite abarcar grandes superficies y extender su diseño para conseguir una sensación de 'no juntas'. Su gráfica se inspira en la piedra semipreciosa Ónice, valorada como una piedra de valor estético desde la antigüedad. Hoy se posiciona entre los productos más en tendencia para pavimentos y revestimientos lujosos.





# COMBINABILITY ONIX



ONIX collection

## MARBLE



TORANO collection



GLACIER collection

## STONE



MAINSTONE collection



GREYSTONE collection

## COLOUR



KRON 4D collection



LOOK collection

# COLOURS & FINISHES

## ONIX

COLOURS  
COLORES



PEARL

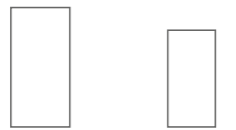
FINISHES  
ACABADOS



POLISHED (EP)

# AVAILABLE FORMATS

Porcelain





	75,5x151 cm 29,7x59,4"	60x120 cm 23,6x47,2"
Thickness	10 mm	10 mm
Patterns	18	18
Shade variation	V2	V2
<b>PEARL</b>	Polished (EP)	
	21069 M58	22110 M40


# SPECIAL PIECES

Aluminium

**L. ALUMINIUM \***

 0,5x120 cm 0,19x47,2"	Matt	22302 U44
 0,5x120 cm 0,19x47,2"	Shiny	22314 U44

\* Only suitable for wall installations.  
\* Adecuado únicamente como revestimiento.

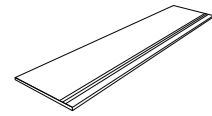


Graphic variation ONIX PEARL (75,5x151 cm format)

# COMPLEMENTARY PIECES


## NEW Digital Stair Tread Peldaño Escalera Digital (P.D)

### DIGITAL STAIR TREAD



Sizes	Finishes	Prices
30x151	EP	U82
	NT, AS	U81
30x120	EP	U54
	NT, AS	U87
30x100	SP	U81
30x90	EP	U87
	AS	U77

Stair tread with three non-slip incisions.  
Peldaño de escalera con tres incisiones antideslizantes.

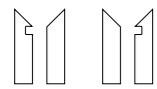


Stair tread with digital printing on the front, straight edge.  
Peldaño de escalera con impresión digital frontal, borde recto.



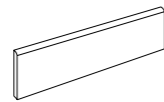
## Complementary Pieces Piezas Complementarias

### S.K.I.



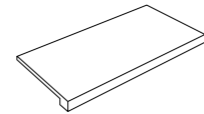
Sizes	Finishes	Prices
8x30	P, EP, SP, AS, NT, AG, A, SC	U53

### SKIRTING



Sizes	Finishes	Prices
8x100	P	U48
	NT, SP	U45
8x90	EP, NT, A, AG, AS	U44
8x75,5	EP, NT, AG, AS	U43
	P	U45
8x60	EP, NT, AG, AS, SC	U35

### TECHNICAL STAIR TREAD



Sizes	Finishes	Prices
30x151	EP	U86
	NT	U80
30x120	P	U80
	EP, NT	U75
30x100	P, NT, SP	U74
30x90	EP, NT, A, AG, AS	U76
	EP	U76
30x75,5	NT, AG, AS	U70
	P	U82
30x60	EP, NT, AG, AS, SC	U54

# TECHNICAL CHARACTERISTICS

## Technical Characteristics Características Técnicas

	JOINT	FROST PROOF	VERSATILE	RECTIFIED	DIFFERENT SHADES	V1 V2 V3 V4 SHADE VARIATION	VARIOUS GRAPHICS	CLEANING NON-ABRASIVE
Premium Polished (P)	✓	✓	✓	✓	✓	✓	✓	✓
Polished (EP)	✓	✓	✓	✓	✓	✓	✓	✓
Shaped (SP)	✓	✓	✓	✓	✓	✓	✓	✓
All in One (AS)	✓	✓	✓	✓	✓	✓	✓	✓
Natural (NT)	✓	✓	✓ *	✓	✓	✓	✓	✓
Aged (AG)	✓	✓	✓	✓	✓	✓	✓	✓
Anti-Slip (A)	✓	✓	✓	✓	✓	✓	✓	✓
Scratched (SC)	✓	✓	✓	✓	✓	✓	✓	✓

\* Only when Porcelain tiles, never for White Body wall tiles.  
\*Sólo en Porcelánico, nunca para revestimiento de Pasta Blanca.

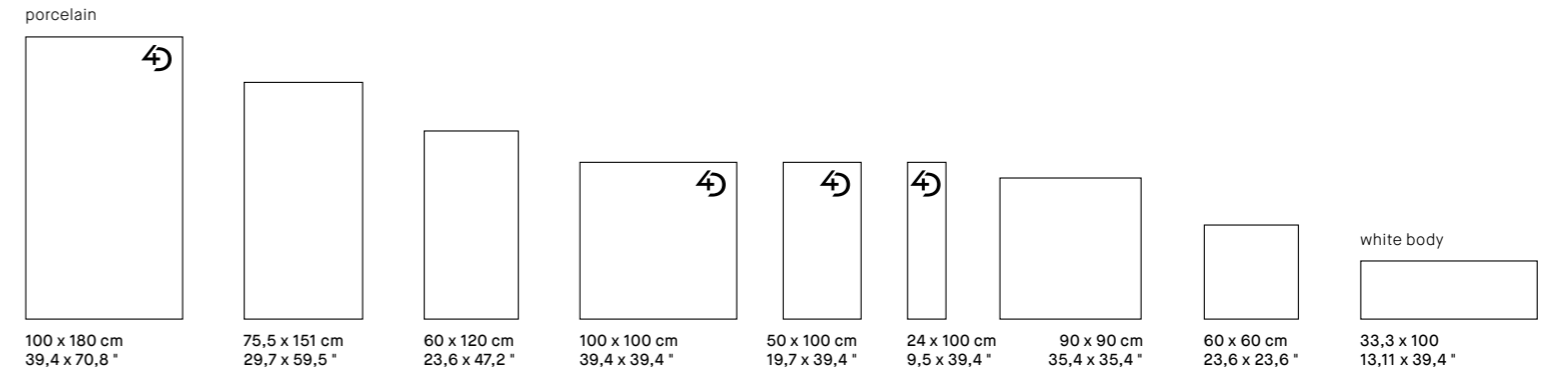

## Applications Aplicaciones

	Wall								Floor							
	P	EP	SP	AS	NT	AG	A	SC	P	EP	SP	AS	NT	AG	A	SC
INTERIOR	yes	yes	yes	yes	yes	yes	yes	yes	yes	yes	yes	yes	yes	yes	yes	yes
EXTERIOR	yes	yes	yes	yes	yes	yes	yes	yes	yes	yes	yes	yes	yes	yes	yes	yes
TRAFFIC	yes	yes	yes	yes	yes	yes	yes	yes	light	light	light medium	high	light **	light	high	high
WET AREAS	yes	yes	yes	yes	yes	yes	yes	yes	no	no	no	yes	no ***	no ***	yes	yes

\*\* Except in MAINSTONE collection that is medium-high.  
\*\*Excepto en la colección MAINSTONE que es medio-alto.

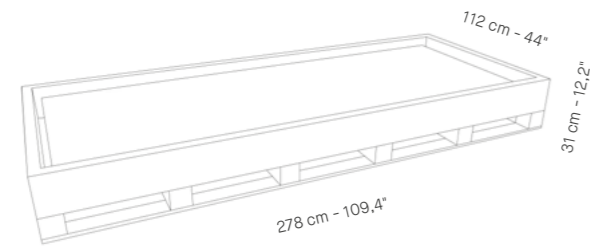
\*\*\* Suitable for wet interior areas such as entrances to buildings from outer space (except in the case of direct access to restricted areas), covered terraces, changing rooms, showers, bathrooms, toilets, kitchens, etc.  
\*\*\*Adecuado para áreas interiores húmedas, como entradas a edificios desde el espacio exterior (excepto en el caso de acceso directo a áreas restringidas), terrazas cubiertas, vestuarios, duchas, baños, aseos, cocinas, etc.

# PACKING



## WOODEN CRATE

20 Slabs Placas



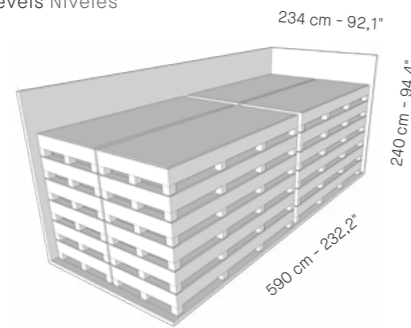
Sizes - Formatos	Slab - Placa			Wooden Crate - Cajón Madera		
	Piezas	m <sup>2</sup>	kg	Placas	m <sup>2</sup>	kg
100 x 260 x 0,6	1	2,6	36,40	20	52	826,8
<b>inch</b>	<b>Units</b>	<b>ft<sup>2</sup></b>	<b>lb</b>	<b>Slabs</b>	<b>ft<sup>2</sup></b>	<b>lb</b>
39,4 x 102,4 x 0,24	1	28	80,24	20	559,7	1822,8

Sizes - Formatos	Box - Caja			Pallet				Container 20' 24000 Kg.		
	Piezas	m <sup>2</sup>	kg	Cajas	m <sup>2</sup>	kg	Tamaño aprox. cm	N° pallets	m <sup>2</sup>	kg
100 x 180 x 0,8	2	3,6	70,25	18	64,8	1315	190 x 115 x 60	17	1101,6	22347
75,5 x 151 x 1	1	1,14	26	44	50,16	1189	160 x 92 x 76	17	852,72	20213
60 x 120 x 1	2	1,44	33,18	27	38,88	921	120 x 80 x 75	26	1010,8	23942
100 x 100 x 0,8	2	2	36,8	32	64	1220	112 x 112 x 100	19	1216	23172
50 x 100 x 0,8	3	1,5	28,2	24	36	719	120 x 80 x 66	33	1188	23159
24 x 100 x 0,8	4	0,96	17,8	40	38,4	736	120 x 80 x 63	32	1228,8	23552
90 x 90 x 1	2	1,62	37,96	22	35,64	860	105 x 95 x 75	27	962,28	23223
60 x 60 x 1	3	1,08	24,3	40	43,2	997	120 x 80 x 75	24	1036,8	23928
33,3 x 100 x 1,05	4	1,33	24	48	63,84	1177	118 x 110 x 81	20	1276,8	23540
<b>inch</b>	<b>Units</b>	<b>ft<sup>2</sup></b>	<b>lb</b>	<b>Boxes</b>	<b>ft<sup>2</sup></b>	<b>lb</b>	<b>Approx. sizes inch</b>	<b>N° pallets</b>	<b>ft<sup>2</sup></b>	<b>lb</b>
39,4 x 70,8 x 0,35	2	38,75	154,87	18	775	3208	71,2 x 44,1 x 25,2	17	12400,12	51323
29,7 x 59,4 x 0,39	1	12,27	37,68	44	539,92	2621	62,9 x 36,2 x 29,9	17	9178,6	44562
23,6 x 47,2 x 0,39	2	15,5	82,95	27	418,5	2030	47,2 x 31,4 x 29,5	26	10881	52783
39,4 x 39,4 x 0,35	2	21,53	81,12	32	688,89	2689	44,1 x 44,1 x 39,4	19	13088,92	51086
19,7 x 39,4 x 0,35	3	16,15	62,17	24	387,5	1585	47,25 x 31,5 x 26	33	12787,63	51056
9,5 x 39,4 x 0,35	4	10,33	39,24	40	413,33	1623	47,25 x 31,5 x 24,8	32	13226,7	51923
35,4 x 35,4 x 0,39	2	17,44	88,18	22	383,62	1896	41,3 x 37,4 x 29,5	27	10357,9	51198
23,6 x 23,6 x 0,39	3	11,63	61,42	40	465	2198	47,2 x 31,4 x 29,5	24	11160	52752
13,11 x 39,4 x 0,41	4	14,31	52,91	48	687,16	2595	46,4 x 43,3 x 31,8	20	13743,47	51897

## 20' CONT.

24 Crates Cajones

6 Levels Niveles

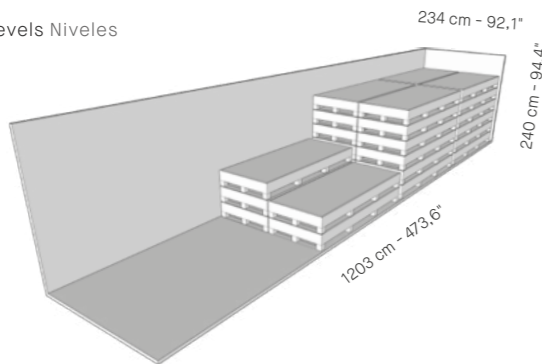


Sizes - Formatos	Slab - Placa			Cont./20' 24000 Kg.			
	Piezas	m <sup>2</sup>	kg	Cajón Madera	m <sup>2</sup>	kg	Tamaño aprox. cm
100 x 260 x 0,6	1	2,6	36,40	24	1248	19843,2	590 x 234 x 240
<b>inch</b>	<b>Units</b>	<b>ft<sup>2</sup></b>	<b>lb</b>	<b>Wooden Crate</b>	<b>ft<sup>2</sup></b>	<b>lb</b>	<b>Approx. size inch</b>
39,4 x 102,4 x 0,24	1	28	80,24	24	13433,4	43746,8	232,3 x 92,12 x 94,5

## 40' CONT.

29 Crates Cajones

6 Levels Niveles



Sizes - Formatos	Slab - Placa			Cont./40' 24000 Kg.			
	Piezas	m <sup>2</sup>	kg	Cajón Madera	m <sup>2</sup>	kg	Tamaño aprox. cm
100 x 260 x 0,6	1	2,6	36,40	29	1508	23977,2	1203 x 234 x 240
<b>inch</b>	<b>Units</b>	<b>ft<sup>2</sup></b>	<b>lb</b>	<b>Wooden Crate</b>	<b>ft<sup>2</sup></b>	<b>lb</b>	<b>Approx. size inch</b>
39,4 x 102,4 x 0,24	1	28	80,24	29	16232	52860,7	473,6 x 92,1 x 94,5