

Origini



Concrete

GRES PORCELLANATO A MASSA COLORATA

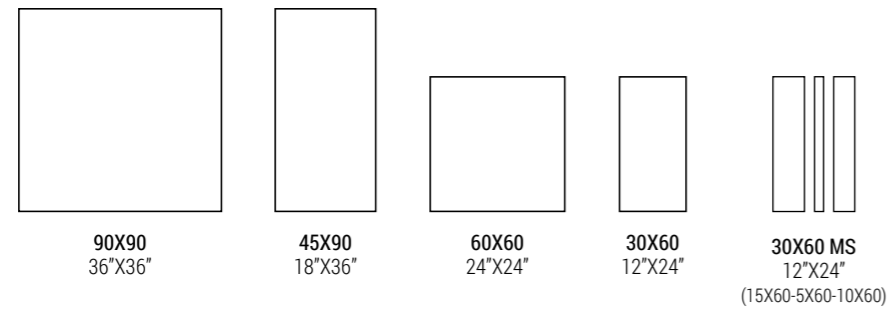
COLOURED BODY PORCELAIN TILE / GRÈS CÉRAME TEINTÉ DANS LA MASSE / EINGEFÄRBTES FEINSTEINZEUG
GRES PORCELÁNICO COLOREADO EN MASA / КЕРАМОГРАНИТ, ОКРАШЕННЫЙ В МАССЕ / 彩色通体瓷质砖

ISO 13006 - G - BIa UGL (E ≤ 0,5%) UNI EN 14411 - G



FORMATI

SIZES / FORMATS / FORMATE / FORMATOS / ФОРМАТЫ / 规格




SUPERFICI

SURFACES / SURFACES / OBERFLÄCHEN / SUPERFICIES / ПОВЕРХНОСТИ / 表面



COLORI

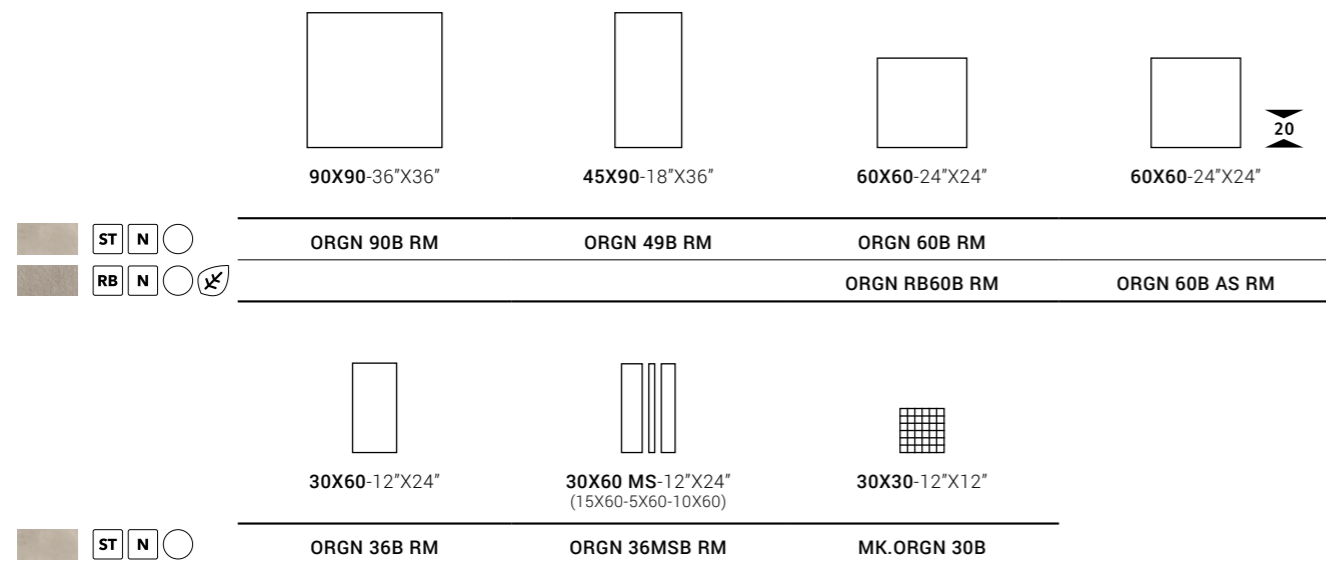
COLOURS / COULEURS / FARBEN / COLORES / ЦВЕТА / 颜色



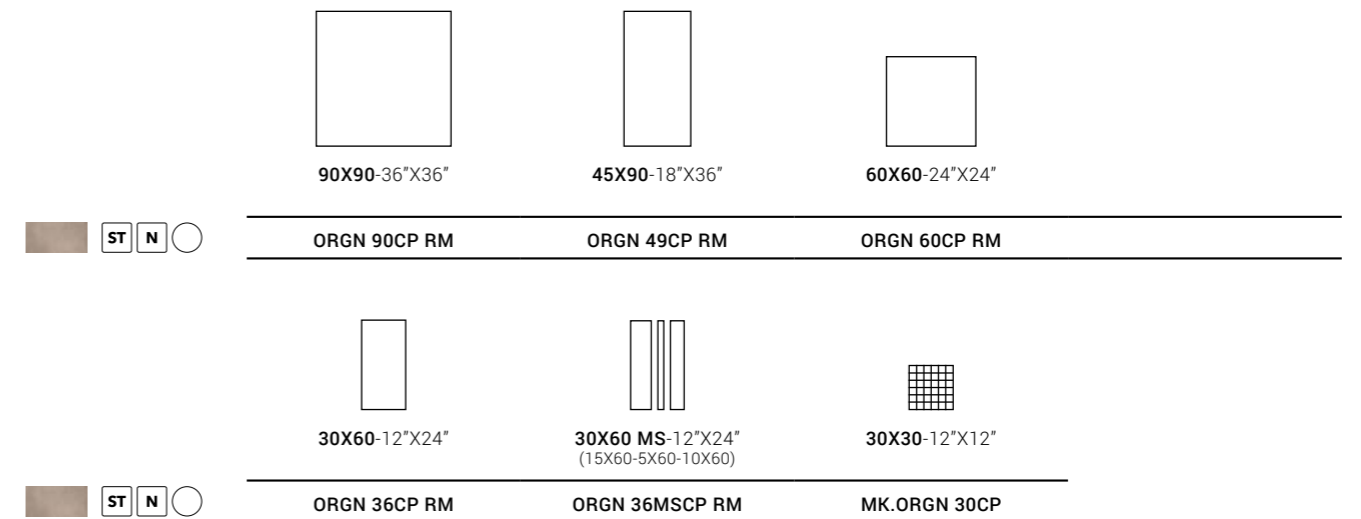




B



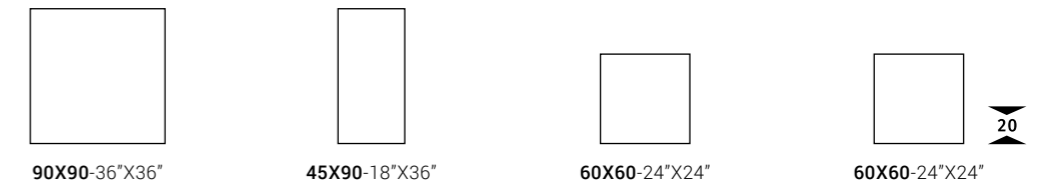
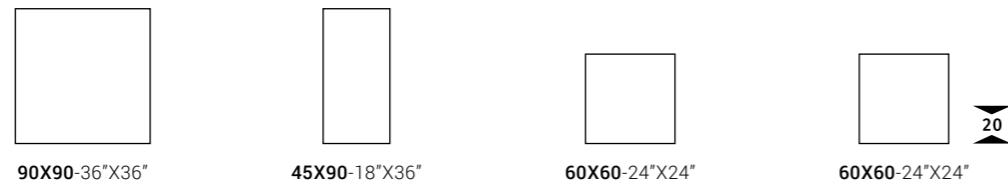
CP





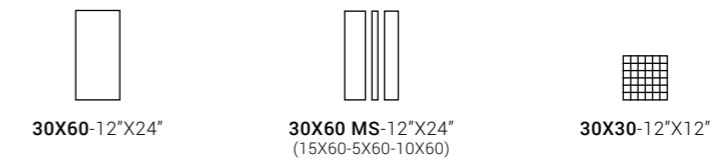
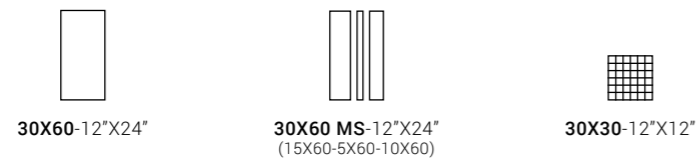
W

G



	ST	N	○	ORGN 90W RM	ORGN 49W RM	ORGN 60W RM	
	RB	N	○			ORGN RB60W RM	ORGN 60W AS RM

	ST	N	○	ORGN 90G RM	ORGN 49G RM	ORGN 60G RM	
	RB	N	○			ORGN RB60G RM	ORGN 60G AS RM



	ST	N	○	ORGN 36W RM	ORGN 36MSW RM	MK.ORG 30W
--	----	---	---	-------------	---------------	------------

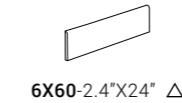
	ST	N	○	ORGN 36G RM	ORGN 36MSG RM	MK.ORG 30G
--	----	---	---	-------------	---------------	------------



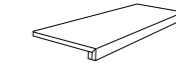
N

PEZZI SPECIALI

SPECIAL PIECES / PIÈCES SPÉCIALES / SONDERPREISE / PIEZAS ESPECIALES / СПЕЦИАЛЬНЫЕ ЭЛЕМЕНТЫ / 特制件

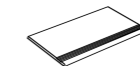


6X60-2.4"X24" △



60X32,5-24"X12.8" △

B	ORGN BT60B	ORGN G60B
CP	ORGN BT60CP	ORGN G60CP
W	ORGN BT60W	ORGN G60W
G	ORGN BT60G	ORGN G60G
N	ORGN BT60N	ORGN G60N



30X60-12"X24" △

B	ORGN S RB60B
W	ORGN S RB60W
G	ORGN S RB60G

CARATTERISTICHE TECNICHE SPECIFICHE

TECHNICAL FEATURES SPECIFICATIONS / CARACTÉRISTIQUES TECHNIQUES SPÉCIFIQUE / TECHNISCHE EIGENSCHAFTEN
CARACTERÍSTICAS TÉCNICAS ESPECÍFICAS / ТРЕБУЕМЫЕ ТЕХНИЧЕСКИЕ ХАРАКТЕРИСТИКИ / 特殊技术规格

	DIN 51130 (R)	DIN 51097 (A+B+C)	BCR REP. CEC 6/81		DM 14/6/89 N. 236		PENDULUM TEST BS (INGLESE)	PENDULUM TEST AS/NZS 4856:2004 (AUSTRALIANO)	PENDULUM TEST UNE ENV 12633:2003 (SPAGNOLO)	BOT 3000 (DCOF)	UNI EN 1339:2005/ COR.2011 ANNEX F
			G.A.	G.B.	C.A.	G.B.				AVERAGE VALUE	
ORGN	R10	A	>0.4	>0.4	>0.4	>0.4	>25	>25	1	>0,42	-
ORGN RB	R11	A+B	>0.4	>0.4	>0.4	>0.4	>36	>45	3	>0,42	-
ORGN AS	R11	A+B	>0.4	>0.4	>0.4	>0.4	>36	>45	3	>0,42	T11

90X90-36"X36"	45X90-18"X36"	60X60-24"X24"	30X60-12"X24"	30X60 MS-12"X24" (15X60-5X60-10X60)	30X30-12"X12"
ORGN 90N RM	ORGN 49N RM	ORGN 60N RM	ORGN 36N RM	ORGN 36MSN RM	MK.ORGN 30N

