


# ORIÓN

Naturales Natural Tiles




FORMATOS | 33x50 · 33x33 · 16x33 · 6x33 cm.  
SIZES



Beige



Gris



Jade



|   |   |                                       |
|---|---|---------------------------------------|
|    | ESMALTADO<br>GLAZED   |                                       |
|    | Características dimensionales<br>Dimension tolerance                    | <1,25% ·<br>máx 2 mm.                 |
|    | Absorción de agua<br>Water absorption                                   | 3<E≤6%                                |
|    | Coef. Dilatación térmica lineal<br>Linear thermal expansion coefficient | 3,8x10 <sup>-6</sup> °C <sup>-1</sup> |
|    | Resistencia a la flexión<br>Breaking Strength                           | 20 N/mm <sup>2</sup>                  |
|    | Resistencia a la abrasión superficial<br>Resistance to surface abrasion | PEI 3                                 |
|    | Resistencia a las manchas<br>Resistance to stains                       | clase 5<br>class 5                    |
|  | Péndulo (CTE)<br>Not required out of Spain                              | clase 2<br>class 2                    |
|  | A pie descalzo<br>Barefoot slip resistance                              | C                                     |
|  | A pie calzado<br>Slip resistance with footwear                          | R11                                   |
|  | Extrusión<br>Extruded tiles   | ✓                                     |
|  | Resistencia a la helada<br>Frost resistance                             | ✓                                     |
|  | Resistencia al choque térmico<br>Resistance to thermal shock            | ✓                                     |
|  | Resistencia química<br>Chemical resistance                              | ✓                                     |

# ORIÓN

## PAVIMENTOS FLOOR TILES


Colores / Colors



Beige




Gris



Jade

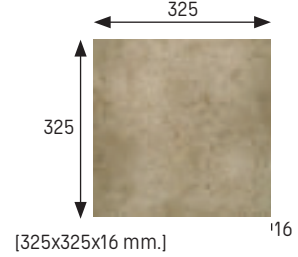
### Base 33x50 Tile 33x50

|              |                       |
|--------------|-----------------------|
| <b>Beige</b> | Cod. 904476 · [MC555] |
| <b>Gris</b>  | Cod. 904472 · [MC555] |
| <b>Jade</b>  | Cod. 904475 · [MC555] |



### Base 33x33 Tile 33x33

|              |                       |
|--------------|-----------------------|
| <b>Beige</b> | Cod. 903969 · [MC510] |
| <b>Gris</b>  | Cod. 904189 · [MC510] |
| <b>Jade</b>  | Cod. 903976 · [MC510] |




### Base 16x33 Tile 16x33

|              |                       |
|--------------|-----------------------|
| <b>Beige</b> | Cod. 903970 · [MC510] |
| <b>Gris</b>  | Cod. 904190 · [MC510] |
| <b>Jade</b>  | Cod. 903977 · [MC510] |

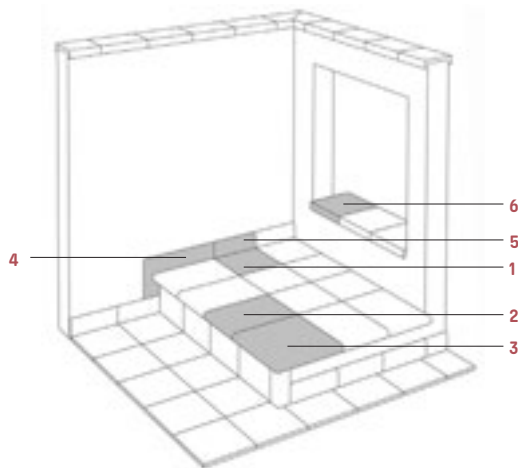


### Base 6x33\* Tile 6x33\*

|              |                       |
|--------------|-----------------------|
| <b>Beige</b> | Cod. 904478 · [MC550] |
| <b>Gris</b>  | Cod. 904474 · [MC550] |
| <b>Jade</b>  | Cod. 904477 · [MC550] |



\*Se obtiene a partir de base de 33x33 premarcada  
\*(It is obtained from 33x33 pre-marked tile)




|                             |                    |                       |                |
|-----------------------------|--------------------|-----------------------|----------------|
| <b>1</b> Base               | Tile               | <b>4</b> Zanquin      | String         |
| <b>2</b> Peldaño            | Stair-tread        | <b>5</b> Rodapié      | Skirting board |
| <b>3</b> Esquina de peldaño | Stair-tread corner | <b>6</b> Vierteraguas | Wash           |

|   | Espesor (mm)<br>Thickness (mm) | U.M.*              | U.M./caja<br>U.M./box | U.M./Palet<br>U.M./Pallet | Pzs./U.M.<br>Pcs./U.M. | Pzs./caja<br>Pcs./box | Kg./U.M.<br>Kg./U.M. | Kg./caja<br>Kg./box | Kg./Palet<br>Kg./Pallet |
|---|--------------------------------|--------------------|-----------------------|---------------------------|------------------------|-----------------------|----------------------|---------------------|-------------------------|
| <b>Base 33x50</b> Tile 33x50  | 16                             | m <sup>2</sup> sqm | 0,666                 | 42,624                    | 6                      | 4                     | 32,6                 | 20,83               | 1348                    |
| <b>Base 33x33</b> Tile 33x33  | 16                             | m <sup>2</sup> sqm | 0,66                  | 42,624                    | 9                      | 6                     | 32,6                 | 21,75               | 1391                    |
| <b>Base 16x33</b> Tile 16x33  | 16                             | m <sup>2</sup> sqm | 0,68                  | 40                        | 18                     | 12                    | 30,6                 | 20,4                | 1225                    |
| <b>Base 6x33 (12x33 premarcada)</b><br>Tile 6x33 (Permarked tile 12x33) | 10                             | m <sup>2</sup> sqm | 0,87                  | 52,2                      | 45,45                  | 40                    | 17                   | 15                  | 1350                    |

\*Unidad de Medida. Los artículos medidos en M<sup>2</sup> o ML se sirven contando la junta normal entre piezas  
\*Unit of measure. Items measured in SQM or LM are delivered assuming average joint between pieces




Colores / Colors



Beige




Gris



Jade

**Peldaño redondeado 33** Rounded stair-tread 33

|              |                       |
|--------------|-----------------------|
| <b>Beige</b> | Cod. 903971 · [PZ270] |
| <b>Gris</b>  | Cod. 904480 · [PZ270] |
| <b>Jade</b>  | Cod. 903978 · [PZ270] |



[325x330x18 mm.]

**Peldaño redondeado 50** Rounded stair-tread 50


|              |                       |
|--------------|-----------------------|
| <b>Beige</b> | Cod. 904492 · [PZ355] |
| <b>Gris</b>  | Cod. 904481 · [PZ355] |
| <b>Jade</b>  | Cod. 904488 · [PZ355] |



[492x330x18 mm.]

**Peldaño recto 50** Straight stair-tread 50


|              |                       |
|--------------|-----------------------|
| <b>Beige</b> | Cod. 904493 · [PZ355] |
| <b>Gris</b>  | Cod. 904482 · [PZ355] |
| <b>Jade</b>  | Cod. 904489 · [PZ355] |



[492x330x18 mm.]

**Esquina redondeada** Rounded stair-tread corner

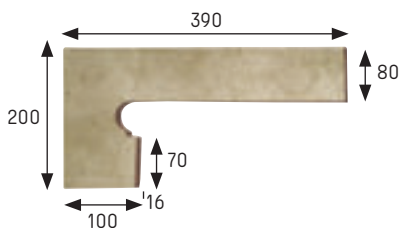
|              |                       |
|--------------|-----------------------|
| <b>Beige</b> | Cod. 903972 · [PZ555] |
| <b>Gris</b>  | Cod. 904483 · [PZ555] |
| <b>Jade</b>  | Cod. 903979 · [PZ555] |



[330x330x18 mm.]

**Zanquín izda.** String left side

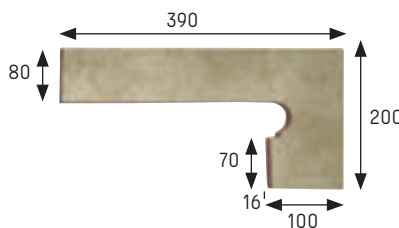
|              |                       |
|--------------|-----------------------|
| <b>Beige</b> | Cod. 903973 · [PZ160] |
| <b>Gris</b>  | Cod. 904485 · [PZ160] |
| <b>Jade</b>  | Cod. 903980 · [PZ160] |



[390x80/200x100 x16 mm.]

**Zanquín dcha.** String right side

|              |                       |
|--------------|-----------------------|
| <b>Beige</b> | Cod. 903974 · [PZ160] |
| <b>Gris</b>  | Cod. 904484 · [PZ160] |
| <b>Jade</b>  | Cod. 903981 · [PZ160] |



[390x80/200x100 x16 mm.]

**Rodapié** Skirting board

|              |                       |
|--------------|-----------------------|
| <b>Beige</b> | Cod. 903975 · [ML160] |
| <b>Gris</b>  | Cod. 904479 · [ML160] |
| <b>Jade</b>  | Cod. 903982 · [ML160] |




[325x80x16 mm.]

**Rejilla cerámica monocompact**

Monocompact ceramic grid

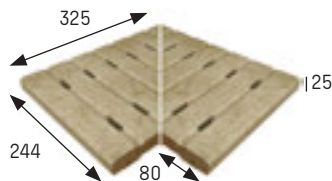
|              |                       |
|--------------|-----------------------|
| <b>Beige</b> | Cod. 904494 · [PZ645] |
| <b>Gris</b>  | Cod. 904486 · [PZ645] |
| <b>Jade</b>  | Cod. 904490 · [PZ645] |



[325x244x25 mm.]

**Esquina rejilla** Corner grid

|              |                       |
|--------------|-----------------------|
| <b>Beige</b> | Cod. 904495 · [JG750] |
| <b>Gris</b>  | Cod. 904487 · [JG750] |
| <b>Jade</b>  | Cod. 904491 · [JG750] |



[293x244x25 x80 mm.]

\*\* En rejillas los agujeros siempre deben ir perpendiculares al vaso para una mayor resistencia, con canal de 250 mm. de ancho  
 \*\* Install the grids with the holes always perpendicular to the pool vessel for greater resistance, with a 250 mm channel wide.

Ver/see pg. 18

Anchura recomendada de la junta de colocación: 6 - 8 mm  
 A 6 - 8 mm wide installation joint is recommended.



Orión Beige 33x33

|   | Espesor (mm)<br>Thickness (mm) | U.M.*   | U.M./caja<br>U.M./box | U.M./Palet<br>U.M./Pallet | Pzs./U.M.<br>Pcs./U.M. | Pzs./caja<br>Pcs/box | Kg./U.M.<br>Kg./U.M. | Kg./caja<br>Kg./box | Kg./Palet<br>Kg./Pallet |
|---|--------------------------------|---------|-----------------------|---------------------------|------------------------|----------------------|----------------------|---------------------|-------------------------|
| <b>Peldaño redondeado 33</b> Rounded stair-tread 33             | 18                             | Pz. Pc. | 6                     | 216                       | 1                      | 6                    | 4,4                  | 26,4                | 950                     |
| <b>Peldaño redondeado 50</b> Rounded stair-tread 50             | 18                             | Pz. Pc. | 4                     | 144                       | 1                      | 4                    | 6,94                 | 27,7                | 1000                    |
| <b>Peldaño recto 50</b> Straight stair-tread 50                 | 18                             | Pz. Pc. | 4                     | 144                       | 1                      | 4                    | 6,33                 | 25,3                | 911                     |
| <b>Esquina redondeada</b> Rounded stair-tread corner            | 18                             | Pz. Pc. | 2                     | 60                        | 1                      | 2                    | 6                    | 12                  | 360                     |
| <b>Zanquín izda.</b> String left                                | 16                             | Pz. Pc. | 10                    | 300                       | 1                      | 10                   | 1,3                  | 13                  | 390                     |
| <b>Zanquín dcha.</b> String right                               | 16                             | Pz. Pc. | 10                    | 300                       | 1                      | 10                   | 1,3                  | 13                  | 390                     |
| <b>Rodapié</b> Skirting board                                   | 16                             | ml lm   | 8                     | 576                       | 3                      | 24                   | 2,3                  | 18,4                | 1325                    |
| <b>Rejilla cerámica monocompact</b><br>Monocompact ceramic grid | 25                             | Pz. Pc. | 6                     | 378                       | 1                      | 6                    | 3,58                 | 21,5                | -                       |
| <b>Esquina rejilla</b> Corner grid                              | 25                             | Set Set | 3                     | -                         | 2                      | 6                    | 4,69                 | 14,07               | -                       |

\*Unidad de Medida. Los artículos medidos en M<sup>2</sup> o ML se sirven contando la junta normal entre piezas  
\*Unit of measure. Items measured in SQM or LM are delivered assuming average joint between pieces