

# PATCHWALK





# PATCHWALK

Un cammino verso la varietà.  
Sei tonalità principali  
che sviluppano una  
moltitudine di gradazioni  
per creare composizioni uniche.  
Patchwalk... la serie nata  
per comporre qualsiasi  
spazio architettonico.



A journey to  
the variety.  
Six main colors that  
develop a multitude  
of shades to create  
unique compositions.  
Patchwalk... the series  
started to compose  
any architectural  
space.

Un voyage à la variété.  
Six couleurs  
principales qui déve-  
loppent une multitude  
de nuances pour créer  
des compositions  
uniques.  
Patchwalk... la série a  
commencé à composer  
un espace architectural.

Eine Reise in die Vielfalt.  
Sechs Hauptfarben,  
die eine Vielzahl von  
Farbtönen, um  
einzigartige  
Kompositionen zu  
entwickeln.  
Patchwalk... die Serie  
gestartet, um alle  
architektonischen  
Raum zu komponieren.


# PATCHWALK

IN

45,5x91  
18"x36,5"




60x60  
24"x24"



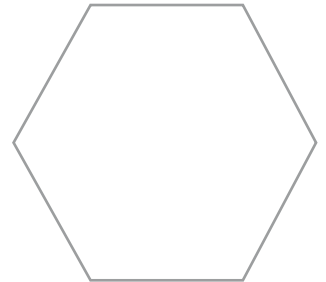
30x60  
12"x24"




60x60  
24"x24"



36,4x40  
14"x16"



45,5x91  
18"x36,5"



OUT





beige

combo

cotto

grigio

fango

antracite





# Combo

45,5x91







# Fango

45,5x91







# Cotto

45,5x91











# Beige

45,5x91





# Grigio

45,5x91







# Antracite

45,5x91







# PATCHWALK

## Beige



**PH320** Patchwalk Beige 30x60 12"x24"

568



**PHM20** Patchwalk Beige Mix 30x30 12"x12"

531



**PHEM20** Patchwalk Beige Esagona Mix 30x30 12"x12"

573



**PH620** Patchwalk Beige 60x60 24"x24"

578



**PHE20A** Patchwalk Beige Esagona 36,4x40 14"x16"

590



**PH920** Patchwalk Beige 45,5x91 18"x36,5"

589



■ Materiale venduto al mq - Item sold by sqmt  
Article vendu au m2 - Artikel per qm verkauft

■ Materiale venduto al pz - Item sold by piece  
Article vendu a la piece - Artikel per stueck verkauft

## Cotto



PH360 Patchwalk Cotto 30x60 12"x24"

568



PHM60 Patchwalk Cotto Mix  
30x30 12"x12"

531



PHEM60 Patchwalk Cotto Esagona Mix  
30x30 12"x12"

573



PH660 Patchwalk Cotto 60x60 24"x24"

578



PHE60A Patchwalk Cotto Esagona 36,4x40 14"x16"

590



PH960 Patchwalk Cotto 45,5x91 18"x36,5"

589

# PATCHWALK

## Fango



**PH390** Patchwalk Fango 30x60 12"x24"

568



**PHM90** Patchwalk Fango Mix 30x30 12"x12"

531



**PHE90** Patchwalk Fango Esagona Mix 30x30 12"x12"

573



**PH690** Patchwalk Fango 60x60 24"x24"

578



**PHE90A** Patchwalk Fango Esagona 36,4x40 14"x16"

590



**PH990** Patchwalk Fango 45,5x91 18"x36,5"

589



■ Materiale venduto al mq - Item sold by sqmt  
Article vendu au m2 - Artikel per qm verkauft

■ Materiale venduto al pz - Item sold by piece  
Article vendu a la piece - Artikel per stueck verkauft

## Combo



PH300 Patchwalk Combo 30x60 12"x24"

568



PHM00 Patchwalk Combo Mix  
30x30 12"x12"

531



PHEM00 Patchwalk Combo Esagona Mix  
30x30 12"x12"

573



PH600 Patchwalk Combo 60x60 24"x24"

578



PHE00A Patchwalk Combo Esagona 36,4x40 14"x16"

590



PH900 Patchwalk Combo 45,5x91 18"x36,5"

589

# PATCHWALK

## Grigio



**PH340** Patchwalk Grigio 30x60 12"x24"

568



**PHM40** Patchwalk Grigio Mix 30x30 12"x12"

531



**PHEM40** Patchwalk Grigio Esagona Mix 30x30 12"x12"

573



**PH640** Patchwalk Grigio 60x60 24"x24"

578



**PHE40A** Patchwalk Grigio Esagona 36,4x40 14"x16"

590



**PH940** Patchwalk Grigio 45,5x91 18"x36,5"

589



■ Materiale venduto al mq - Item sold by sqmt  
Article vendu au m2 - Artikel per qm verkauft

■ Materiale venduto al pz - Item sold by piece  
Article vendu a la piece - Artikel per stueck verkauft

## Antracite



PH370 Patchwalk Antracite 30x60 12"x24"

568



PHM70 Patchwalk Antracite Mix  
30x30 12"x12"

531



PHEM70 Patchwalk Antracite Esagona Mix  
30x30 12"x12"

573



PH670 Patchwalk Antracite 60x60 24"x24"

578



PHE70A Patchwalk Antracite Esagona 36,4x40 14"x16"

590



PH970 Patchwalk Antracite 45,5x91 18"x36,5"

589







PATCHWALK OUT

Grigio Out

45,5x91

# PATCHWALK OUT

## Beige



PH6200 Patchwalk Beige Out 60x60 24"x24"

578



PH9200 Patchwalk Beige Out 45,5x91 18"x36,5"

589

## Cotto



PH6600 Patchwalk Cotto Out 60x60 24"x24"

578



PH9600 Patchwalk Cotto Out 45,5x91 18"x36,5"

589



■ Materiale venduto al mq - Item sold by sqmt  
Article vendu au m2 - Artikel per qm verkauft

■ Materiale venduto al pz - Item sold by piece  
Article vendu a la piece - Artikel per stueck verkauft

## Fango



PH9900 Patchwalk Fango Out 45,5x91 18"x36,5"

589



PH6900 Patchwalk Fango Out 60x60 24"x24"

578

## Combo



PH9000 Patchwalk Combo 45,5x91 18"x36,5"

589



PH6000 Patchwalk Combo 60x60 24"x24"

578

# PATCHWALK OUT

## Grigio



PH6400 Patchwalk Grigio Out 60x60 24"x24"

578



PH9400 Patchwalk Grigio Out 45,5x91 18"x36,5"

589

## Antracite



PH6600 Patchwalk Antracite Out 60x60 24"x24"

578



PH9600 Patchwalk Antracite Out 45,5x91 18"x36,5"

589



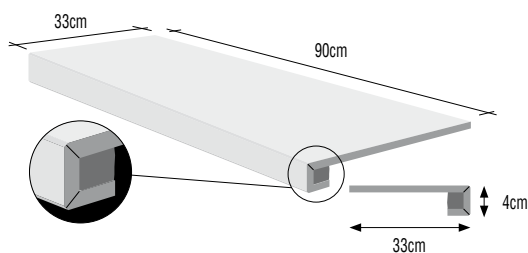
# Grigio Out

60x60



## Pezzi Speciali IN

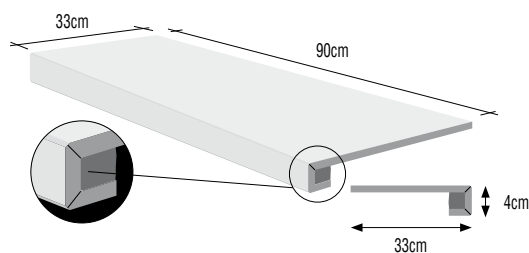
scalino costa retta



<b>PHS20</b>	Scalino C. Retta Beige	33x91 13"x36.5"	<b>829</b>
<b>PHS60</b>	Scalino C. Retta Cotto	33x91 13"x36.5"	<b>829</b>
<b>PHS90</b>	Scalino C. Retta Fango	33x91 13"x36.5"	<b>829</b>
<b>PHS00</b>	Scalino C. Retta Combo	33x91 13"x36.5"	<b>829</b>
<b>PHS40</b>	Scalino C. Retta Grigio	33x91 13"x36.5"	<b>829</b>
<b>PHS70</b>	Scalino C. Retta Antracite	33x91 13"x36.5"	<b>829</b>

## Pezzi Speciali OUT

scalino costa retta



<b>PHS200</b>	Scalino C. Retta Beige Out	33x91 13"x36.5"	<b>840</b>
<b>PHS600</b>	Scalino C. Retta Cotto Out	33x91 13"x36.5"	<b>840</b>
<b>PHS900</b>	Scalino C. Retta Fango Out	33x91 13"x36.5"	<b>840</b>
<b>PHS000</b>	Scalino C. Retta Combo Out	33x91 13"x36.5"	<b>840</b>
<b>PHS400</b>	Scalino C. Retta Grigio Out	33x91 13"x36.5"	<b>840</b>
<b>PHS700</b>	Scalino C. Retta Antracite Out	33x91 13"x36.5"	<b>840</b>



<b>PHB620</b>	Battiscopa Beige	9x60 9.5"x24"	<b>515</b>
<b>PHB660</b>	Battiscopa Cotto	9x60 9.5"x24"	<b>515</b>
<b>PHB690</b>	Battiscopa Fango	9x60 9.5"x24"	<b>515</b>
<b>PHB640</b>	Battiscopa Grigio	9x60 9.5"x24"	<b>515</b>
<b>PHB670</b>	Battiscopa Antracite	9x60 9.5"x24"	<b>515</b>



<b>PHB920</b>	Battiscopa Beige	7x91 2.8"x36.5"	<b>523</b>
<b>PHB960</b>	Battiscopa Cotto	7x91 2.8"x36.5"	<b>523</b>
<b>PHB990</b>	Battiscopa Fango	7x91 2.8"x36.5"	<b>523</b>
<b>PHB940</b>	Battiscopa Grigio	7x91 2.8"x36.5"	<b>523</b>
<b>PHB970</b>	Battiscopa Antracite	7x91 2.8"x36.5"	<b>523</b>

Nelle scatole la disposizione delle piastrelle è casuale ed alcune potrebbero ripetersi: si consiglia quindi di miscelare i pezzi prima delle pose.  
 In the boxes the disposition of the floor tiles is accidental and some could be repeated: it is advised therefore of miscelare the pieces before placed.  
 Dans les boîtes la disposition des carreaux est fortuite et certaines pourraient se répéter : on conseille donc de mélanger les pièces avant posa.  
 Boxen in der Anordnung der Fliesen ist zufällig und einige vielleicht wiederholt werden: Es wird vorgeschlagen, um die Stücke platziert, bevor mischen.

Consigli di posa: per ottenere un risultato estetico ottimale, miscelare il materiale di scatole differenti.

Laying suggestions: to obtain excellent aesthetic results, it is recommended to mix the materials contained in different boxes.

Conseils de pose: pour obtenir d'excellents résultats du point de vue esthétique, mélangez les matériaux contenus dans des boîtes différentes.

Empfehlung für die Verlegung: um ein optimal es ästhetisches ergebnis zu erzielen, das material der verschiedenen schachteln mischen.
















## Imballi - Packing - Emballage - Verpackung

DIGITAL TECHNOLOGY PORCELLANATO IMPASTO COLORATO

PATCHWALK

Formato Size Format Format	Mq./Scatola Sqm./Box M <sup>2</sup> /Boîte Qm./Karton	Pezzi/Scatola Pieces/Box Pieces/Boîte Stück/Karton	Kg./Scatola Kg./Box Kg./Boîte Kg./Karton	Scatole/Pallet Boxes/Pallet Boîte/Palette Kartons/Palette	Mq./Pallet Sqm./Pallet M <sup>2</sup> /Palette Qm./Palette	Kg./Pallet Kg./Pallet Kg./Palette Kg./Palette	Spessore Thickness Epaisseur Stärke
45,5x91	1,242	3	28,70	32	39,74	933	10,5 mm
45,5x91 out	1,242	3	28,70	32	39,74	933	10,5 mm
60x60	1,440	4	32,11	30	43,20	978	10 mm
60x60 out	1,440	4	32,11	30	43,20	978	10 mm
30x60	1,080	6	26,14	40	43,20	1.061	10 mm
36,4x40 esagona	0,936	9	21,50	48	44,93	1.047	10 mm
30x30 mix	-	4	-	-	-	-	-
30x30 esagona mix	-	6	-	-	-	-	-
7x91 battiscopa	-	12	-	-	-	-	-
6x90 battiscopa	-	6	-	-	-	-	-
33x91 scalino c.retta	-	2	-	-	-	-	-
33x91 scalino c.retta out	-	2	-	-	-	-	-

## Dati tecnici secondo norme - Technical data conform to - Caractéristiques techniques d'après normes - Technische Daten nach den Normen EN 14411 B I, GL

		PATCH-WALK IN		PATCH-WALK OUT		PATCH-WALK IN		PATCH-WALK OUT	
Caratteristiche tecniche Technical data Caractéristiques techniques Technische Daten	Norme Norms Normes Norm	Valori ascot Value ascot Valeur ascot Wert ascot	Valori ascot Value ascot Valeur ascot Wert ascot	Valori ascot Value ascot Valeur ascot Wert ascot	Valori ascot Value ascot Valeur ascot Wert ascot	Caratteristiche tecniche Technical data Caractéristiques techniques Technische Daten	Norme Norms Normes Norm	Valori ascot Value ascot Valeur ascot Wert ascot	Valori ascot Value ascot Valeur ascot Wert ascot
 Resistenza all'abrasione Abrasion resistance Résistance à l'abrasion Abrasionswiderstandigkeit	ISO 10545-7	PEI V	PEI V	PEI V	PEI V	 Resistenza attacco chimico Chemical resistance Résistance chimique Chemischee beständigkeit	ISO 10545-13	Resiste Resists Resiste Bestanding	Resiste Resists Resiste Bestanding
 Assorbimento d'acqua Water absorption Absorbtion d'eau Wasseraufnahme	ISO 10545-3	≤ 0,4 %	≤ 0,4 %	≤ 0,4 %	≤ 0,4 %	 Resistenza alle macchie Stain resistance Résistance aux taches Fleckenfestigkeit	ISO 10545-14	Totale Complete Totale Absolut	Totale Complete Totale Absolut
 Resistenza alla flessione Breaking modulus Résistance à la flexion Biegefestigkeit	ISO 10545-4	40÷55 N/mm <sup>2</sup>	40÷55 N/mm <sup>2</sup>	40÷55 N/mm <sup>2</sup>	40÷55 N/mm <sup>2</sup>	 Resistenza al gelo Resistance to frost Résistance au gel Frostbeständigkeit	ISO 10545-12	Non gelive Frost proof Ingelif Frostsicher	Non gelive Frost proof Ingelif Frostsicher
 Durezza Mohs Mohs hardness Dureté Mohs Haerte Mohs	UNI 101	8	8	8	8	 Resistenza allo scivolamento Slip resistance Résistance au glissement Rutschhemmung	DIN 51097	B	B
 Scivolosità Slipperiness Degré de glissement Rutschhemmung	DIN 51130	R 10	R 12	R 10	R 12	 Scivolosità Slipperiness Degré de glissement Rutschhemmung	ANSI A137-1	> 0,42	> 0,42
 Scivolosità Slipperiness Degré de glissement Rutschhemmung	ASTM C1028		> 0,60	> 0,60	> 0,60	 Radioattività Radioactivity Radioactivité Radioaktivität	RP112	Conforme Conforms Conforme Konform	Conforme Conforms Conforme Konform
 Scivolamento B.C.R.A. Slipperiness B.C.R.A. Degré de glissement B.C.R.A. Rutschhemmung B.C.R.A.	TORTUS	WET > 0,50 DRY > 0,54	WET > 0,87 DRY > 0,79	WET > 0,50 DRY > 0,54	WET > 0,87 DRY > 0,79				



CERAMICHE  
ASCOT S.P.A.  
VIA CROCE, 80 - 41014  
SOLIGNANO (MO) ITALY  
TEL +39 059 77.84.11  
FAX +39 059 77.84.44/43  
info@ascot.it  
www.ascot.it

