



i tufi

EMIL
CERAMICA

STILE SENZA TEMPO





31328 Grigio 32,5x32,5 Naturale
17328 Grigio 16x32,5 Naturale
16328 Grigio 16x16 Naturale



16322 Rosso 16x16 Naturale

BIANCO



32,5x32,5 (12^{13/16}"x12^{13/16}"
31320 Naturale ●45



16x32,5 (6^{5/16}"x12^{13/16}"
17320 Naturale ●49



16x16 (6^{5/16}"x6^{5/16}"
16320 Naturale ●49

DORATO



32,5x32,5 (12^{13/16}"x12^{13/16}"
31323 Naturale ●45



16x32,5 (6^{5/16}"x12^{13/16}"
17323 Naturale ●49



16x16 (6^{5/16}"x6^{5/16}"
16323 Naturale ●49

ROSSO



32,5x32,5 (12^{13/16}"x12^{13/16}"
31322 Naturale ●45



16x32,5 (6^{5/16}"x12^{13/16}"
17322 Naturale ●49



16x16 (6^{5/16}"x6^{5/16}"
16322 Naturale ●49

GRIGIO



32,5x32,5 (12^{13/16}"x12^{13/16}"
31328 Naturale ●45



16x32,5 (6^{5/16}"x12^{13/16}"
17328 Naturale ●49



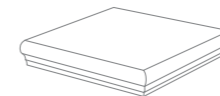
16x16 (6^{5/16}"x6^{5/16}"
16328 Naturale ●49

Pezzi speciali — Trims/Pièces spéciales/Formteile/Piezas especiales/Специальные Изделия



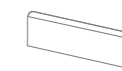
GRADONE
 32,5x34x5,2
 (12^{13/16}"x13^{3/8}"x2^{1/16}")

- 31320G** BIANCO ●37
- 31323G** DORATO ●37
- 31322G** ROSSO ●37
- 31328G** GRIGIO ●37



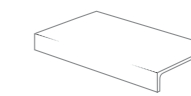
GRADONE ANGOLARE
 34x34x5,2
 (13^{3/8}"x13^{3/8}"x2^{1/16}")

- 31320A** BIANCO ●56
- 31323A** DORATO ●56
- 31322A** ROSSO ●56
- 31328A** GRIGIO ●56



BATTISCOPA
 8x32,5
 (3^{1/8}"x12^{13/16}"

- 83320** BIANCO ●5
- 83323** DORATO ●5
- 83322** ROSSO ●5
- 83328** GRIGIO ●5



ELEMENTO A "L"
 15x30x3,8
 (5^{7/8}"x11^{13/16}"x1^{1/2}"

- 66320** BIANCO ●24
- 66323** DORATO ●24
- 66322** ROSSO ●24
- 66328** GRIGIO ●24

Imballi e pesi — Packing and weight/Emballages et poids/Verpackung und gewicht/Embalajes y pesos/Упаковка и вес

Articolo Item Reference Artikel Articulo Артикула	Formato Size Format Tamaño Формат cm.	Spessore Thickness Epaisseur Stärke Espesor Толщина mm.	Pz. xMq. Pieces xSqM Pcs xM ² Stk. xQm Pzs xMc. Шт. x Кв.М.	Pz. x Scat. Pieces x Box Pcs / Bte Stk. x Krt. Pzs x Caja Шт. x Кор.	Mq. x Scat. SqM x Box M ² / Bte Qm x Krt. Mc. x Caja Кв.М. x Кор.	Peso x Scat. Weight x Box Poids / Bte(kg) Gewicht x Krt (kg) Peso x Caja(kg) Вес x Кор.	Scat. x Pal. Boxes x Pal. Bte / Pal. Krt. x Pal. Cajas x Pal. Кор. x Подд.	Mq. x Pal. SqM x Pal. M ² / Pal. Qm x Pal. Mc. x Pal. Кв.М x Подд.	Peso x Pal. Weight x Pal. Poids / Pal.(kg) Gewicht x Pal.(kg) Peso x Pal.(kg) Вес x Подд
3132_	32,5x32,5	9,0	9,47	13	1,375	24,50	42	57,75	1029
1732_	16x32,5	9,0	19,23	25	1,300	22,50	44	57,20	990
1632_	16x16	9,0	39,06	50	1,280	24,30	55	70,40	1337

SHADE
 VARIATION



V4 Random



> 40%



CCC



COEFFICIENTE DI ATTRITO
 Slip resistance
 Coefficient de glissement
 Rutschfestigkeit Barfußbereich
 Coeficiente de atrito medio
 Коэффициент трения

DIN 51130
 DIN 51097
 ANSI A 137.1 - 2012
 DCOF (Section 9.6)
 DM 236/89
 metodo B.C.R.A.

R 10
 B(A+B)
 DRY ≥ 0.42 - WET ≥ 0.42
 ≥ 0.40

EMIL
CERAMICA

STILE SENZA TEMPO

EMILCERAMICA S.p.A.
Via Ghiarola Nuova 29
41042 Fiorano Modenese (Mo) - Italy
Tel. 0536 835111
Italy fax: +39 0536 835958
Export fax: +39 0536 835460
www.emilceramica.it