

EMIL
CERAMICA

STILE SENZA TEMPO

PETRA DI MATERA








31K21 Miscela Crema 32.5x32.5 Naturale
33K21 Miscela Crema 32.5x49 Naturale


MISCELA CREMA



49x49 (19^{5/16}"x19^{5/16}")
50K21 Naturale ●71
50K21Z Sabbiato ●73

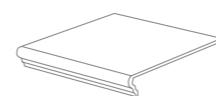


32,5x49 (12^{13/16}"x19^{5/16}")
33K21 Naturale ●71
33K21Z Sabbiato ●73



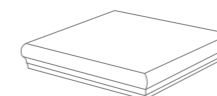
32,5x32,5 (12^{13/16}"x12^{13/16}")
31K21 Naturale ●68
31K21Z Sabbiato ●70

Pezzi speciali — Trims/Pièces spéciales/Formteile/Piezas especiales/Специальные Изделия



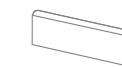
GRADONE
 32,5x34x5,2
 (12^{13/16}"x13^{3/8}"x2^{1/16}")

31K21/G MISCELA CREMA ●49
31K21Z/G MISCELA CREMA SABBIATO ●52



GRADONE ANGOLARE
 34x34x5,2
 (13^{3/8}"x13^{3/8}"x2^{1/16}")

31K21/A MISCELA CREMA ●661
31K21Z/A MISCELA CREMA SABBIATO ●67



BATTISCOPIA
 8,5x32,5
 (3^{3/8}"x12^{13/16}")

81K21 MISCELA CREMA ●9

Imballi e pesi — Packing and weight/Emballages et poids/Verpackung und gewicht/Embalajes y pesos/Упаковка и вес

Articolo Item Reference Artikel Artículo	Formato Size Format Tamaño Формат cm.	Spessore Thickness Epaisseur Stärke Espesor Толщина mm.	Pz. xMq. Pieces xSqM Pcs xM ² Stk. xQm Pzs xMc. Шт. x Кв.М.	Pz. x Scat. Pieces x Box Pcs / Bte Stk. x Krt. Pzs x Caja Шт. x Кор.	Mq. x Scat. SqM x Box M ² / Bte Qm x Krt. Mc. x Caja Кв.М. x Кор.	Peso x Scat. Weight x Box Poids / Bte(kg) Gewicht x Krt (kg) Peso x Caja(kg) Вес x Кор.	Scat. x Pal. Boxes x Pal. Bte / Pal. Krt. x Pal. Cajas x Pal. Кор. x Подд.	Mq. x Pal. SqM x Pal. M ² / Pal. Qm x Pal. Mc. x Pal. Кв.М x Подд.	Peso x Pal. Weight x Pal. Poids / Pal.(kg) Gewicht x Pal.(kg) Peso x Pal.(kg) Вес x Подд
50K21	49x49	11,5	4,16	4	0,960	24,00	33	31,68	792
50K21Z	49x49	11,5	4,16	4	0,960	24,00	33	31,68	792
33K21	32,5x49	11,5	6,28	6	0,956	24,00	44	42,06	1056
33K21Z	32,5x49	11,5	9,47	6	0,956	23,40	44	42,06	1030
31K21	32,5x32,5	11,5	9,47	10	1,056	26,30	42	44,36	1105
31K21Z	32,5x32,5	11,5	9,47	10	1,056	25,00	42	44,36	1050

SHADE
VARIATION



COEFFICIENTE DI ATTRITO
 Slip resistance
 Coefficient de glissement
 Rutschfestigkeit Barfußbereich
 Coeficiente de atrito medio
 Коэффициент трения

DIN 51130
 DIN 51097
 ANSI A 137.1 - 2012
 DCOF (Section 9.6)
 DM 236/89
 metodo B.C.R.A.

NATURALE
 R 9
 -

DRY: 0,64* - WET: 0,51*

SABBIATO
 R 10
 A

DRY: 0,85* - WET: 0,86*

≥ 0,40

* Values obtained with certificate n° 20130078. Date 04/02/2013.

EMIL
CERAMICA

STILE SENZA TEMPO

EMILCERAMICA S.p.A.
Via Ghiarola Nuova 29
41042 Fiorano Modenese (Mo) - Italy
Tel. 0536 835111
Italy fax: +39 0536 835958
Export fax: +39 0536 835460
www.emilceramica.it