

Re_Micron



GRES PORCELLANATO A TUTTO SPESSORE

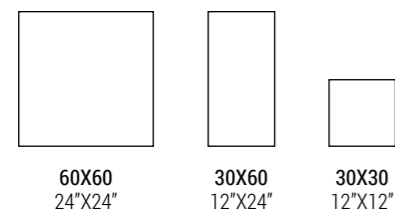
FULL BODY PORCELAIN TILE / GRÈS CÉRAME PLEINE MASSE / DURCHGEFÄRBTES FEINSTEINZEUG
GRES PORCELÁNICO A TODA MASA / ПОЛНОТЕЛЫЙ КЕРАМОГРАНИТ / 通体瓷质砖

ISO 13006 - G - Bla UGL (E ≤ 0,5%) UNI EN 14411 - G



FORMATI

SIZES / FORMATS / FORMATE / FORMATOS / ФОРМАТЫ / 规格



SUPERFICI

SURFACES / SURFACES / OBERFLÄCHEN / SUPERFICIES / ПОВЕРХНОСТИ / 表面




LI N ○

LI L ⊗

RB N ○ ⊗

COLORI

COLOURS / COULEURS / FARBEN / COLORES / ЦВЕТА / 颜色















TO











B






A

W

				
 LI N ○	REM 60TO RM	REM 36TO RM	REM 30TO RM	MK.REM 30TO
 LI L ⊗	REM 60TOL	REM 36TOL		MK.REM 30TOL
 RB N ○ ⊗	REM RB60TO RM	REM RB36TO RM		
 LI N ○	REM 60B RM	REM 36B RM	REM 30B RM	MK.REM 30B
 LI L ⊗	REM 60BL	REM 36BL		MK.REM 30BL
 RB N ○ ⊗	REM RB60B RM	REM RB36B RM		


				
 LI N ○	REM 60A RM	REM 36A RM	REM 30A RM	MK.REM 30A
 LI L ⊗	REM 60AL	REM 36AL		MK.REM 30AL
 RB N ○ ⊗	REM RB60A RM	REM RB36A RM		
 LI N ○	REM 60W RM	REM 36W RM	REM 30W RM	MK.REM 30W
 LI L ⊗	REM 60WL	REM 36WL		MK.REM 30WL
 RB N ○ ⊗	REM RB60W RM	REM RB36W RM		



GB

G

DG



60X60-24"X24"



30X60-12"X24"



30X30-12"X12"



30X30-12"X12"



REM 60GB RM

REM 36GB RM

REM 30GB RM

MK.REM 30GB



REM 60GBL

REM 36GBL

MK.REM 30GBL



REM RB60GB RM

REM RB36GB RM



REM 60G RM

REM 36G RM

REM 30G RM

MK.REM 30G



REM 60GL


REM 36GL

MK.REM 30GL



REM RB60G RM

REM RB36G RM



60X60-24"X24"



30X60-12"X24"



30X30-12"X12"



30X30-12"X12"



REM 60DG RM

REM 36DG RM

REM 30DG RM

MK.REM 30DG



REM 60DGL

REM 36DGL

MK.REM 30DGL







REM RB60DG RM

REM RB36DG RM

Re_Micron

PEZZI SPECIALI

SPECIAL PIECES / PIÈCES SPÉCIALES / SONDERPREISE / PIEZAS ESPECIALES / СПЕЦИАЛЬНЫЕ ЭЛЕМЕНТЫ / 特制件

 6X60-2.4"X24" △		 30X60-12"X24" △		 6X60-2.4"X24" △		 30X60-12"X24" △	
TO	REM BT60TO	REM S60TO	TO	REM BT60TOL	TO	REM S RB60TO	
B	REM BT60B	REM S60B	B	REM BT60BL	B	REM S RB60B	
A	REM BT60A	REM S60A	A	REM BT60AL	A	REM S RB60A	
W	REM BT60W	REM S60W	W	REM BT60WL	W	REM S RB60W	
GB	REM BT60GB	REM S60GB	GB	REM BT60GBL	GB	REM S RB60GB	
G	REM BT60G	REM S60G	G	REM BT60GL	G	REM S RB60G	
DG	REM BT60DG	REM S60DG	DG	REM BT60DGL	DG	REM S RB60DG	

CARATTERISTICHE TECNICHE SPECIFICHE

TECHNICAL FEATURES SPECIFICATIONS / CARACTÉRISTIQUES TECHNIQUES SPÉCIFIQUE / TECHNISCHE EIGENSCHAFTEN
 CARACTERÍSTICAS TÉCNICAS ESPECÍFICAS / ТРЕБУЕМЫЕ ТЕХНИЧЕСКИЕ ХАРАКТЕРИСТИКИ / 特殊技术规格

	DIN 51130 (R)	DIN 51097 (A+B+C)	BCR REP. CEC 6/81		DM 14/6/89 N. 236		PENDULUM TEST BS (INGLESE)	PENDULUM TEST AS/NZS 4856:2004 (AUSTRALIANO)	PENDULUM TEST UNE ENV 12633:2003 (SPAGNOLO)	BOT 3000 (DCOF)
			G.A.	G.B.	C.A.	G.B.				
REM	R9	A	>0.4	>0.4	>0.4	>0.4	>36	>35	1	>0,42
REM RB	R11	A+B	>0.4	>0.4	>0.4	>0.4	>36	>45	3	>0,42



Contemporary