

ROCKS



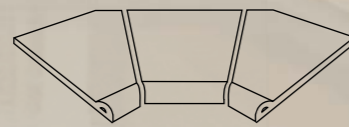
ROCK DARK 30 x 60 • 11,8" x 23,6" • ROCK DARK 30 x 30 • 11,8" x 11,8" • PELDAÑO CURVO ROCK DARK 30 x 33/4 • 11,8" x 13"

PERFECT *finish*

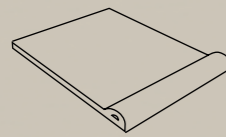
fine **RESISTANCE** CLASE III-R11




BORDE PISCINA ESQ. EXT.
51,2 x 51,2 · 20,1" x 20,1"



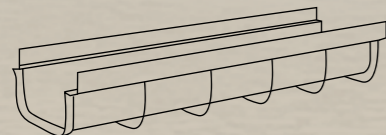
BORDE PISCINA ESQ. INT.
51,2 x 51,2 · 20,1" x 20,1"



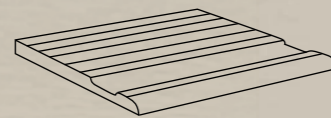
BORDE PISCINA
30 x 36/4 · 11,8" x 14"



REJILLA
12,5x30/2 · 4,9"x11,8"
12,5x60/2 · 4,9"x23,6"




CANAleta
13 x 7,5 x 50 · 5" x 3" x 19,5"



DESBORDANTE
30x30/2 · 11,8"x11,8"



ROCKS



ROCKS WHITE 30 x 30 · 11,8" x 11,8" · PELDAÑO CURVO ROCKS WHITE 30x33/4 · 11,8"x13" · ÁNGULO PELDAÑO CURVO ROCKS WHITE 33 x 46/4 · 13" x 18"
VIERTEGUAS ROCKS WHITE 15 x 30/4 · 5,9" x 11,8"

fine **RESISTANCE** CLASE III-R11

EVOLUTION
EXTRUDED PORCELAIN TILE



ANTI-BACTERIAL

ROCKS

EVOLUTION
EXTRUDED PORCELAIN TILE

AntiSlip - R11

fine RESISTANCE

ANTI-BACTERIAL



GRES EXTR. PORCELÁNICO
PORCELAIN EXTRUDED TILE



DESTONIFICADO ARMONIOSO
CONTROLLED DESTONIFICATION



RES. A LA HELADA
FROST PROOF



RES. A ÁCIDOS Y BASES
RES. TO ACIDS AND BASES



SUPERFICIE MATE
MATT SURFACE



SIN MANTENIMIENTO
NO MAINTENANCE



PAV. DE EXTERIOR
OUTDOOR FLOOR TILE



RESISTE LA FLEXIÓN
32 N/mm2



RESISTE EL DESGASTE
PEI (III - IV)



RESISTE EL RAYADO
MOHS - 8



ANTIDESLIZANTE
Class III - R11



MANCHAS
Class 5 - Class A



ABSORCIÓN
<0,5%



DILATACIÓN
6,0° 10° / °C



ANTIBACTERIANO
Norma JIS Z 2801



36 x 36 · 14" x 14"



30 x 30 · 11,8" x 11,8"



30 x 60 · 11,8" x 23,6"



ROCKS WHITE
36 x 36 (G 57) 14" x 14"
m²



ROCKS WHITE
30 x 30 (G 25) 11,8" x 11,8"
m²



ROCKS WHITE
30 x 60 (G 57) 11,8" x 23,6"
m²



ROCKS BEIGE
36 x 36 (G 57) 14" x 14"
m²



ROCKS BEIGE
30 x 30 (G 25) 11,8" x 11,8"
m²



ROCKS BEIGE
30 x 60 (G 57) 11,8" x 23,6"
m²



ROCKS GREY
36 x 36 (G 57) 14" x 14"
m²



ROCKS GREY
30 x 30 (G 25) 11,8" x 11,8"
m²



ROCKS GREY
30 x 60 (G 57) 11,8" x 23,6"
m²



ROCKS BROWN
36 x 36 (G 57) 14" x 14"
m²



ROCKS BROWN
30 x 30 (G 25) 11,8" x 11,8"
m²



ROCKS BROWN
30 x 60 (G 57) 11,8" x 23,6"
m²



ROCKS DARK
36 x 36 (G 57) 14" x 14"
m²

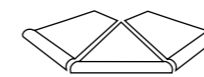


ROCKS DARK
30 x 30 (G 25) 11,8" x 11,8"
m²

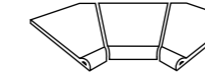


ROCKS DARK
30 x 60 (G 57) 11,8" x 23,6"
m²

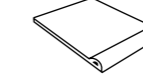
PIEZAS ESPECIALES
Disponibles en todos los colores · SPECIAL PIECES · Available in all colors



BORDE PISCINA ESQ. EXT.
51,2 x 51,2 (G 62 x juego) 20,1" x 20,1"



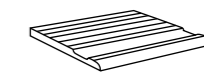
BORDE PISCINA ESQ. INT.
51,2 x 51,2 (G 62 x juego) 20,1" x 20,1"



BORDE PISCINA
30 x 36/4 (G 19) 11,8" x 14"



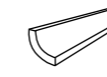
REJILLA
12,5x30/2 (G 57) 4,9"x11,8"
12,5x60/2 (G 59) 4,9"x23,6"



DESBORDANTE
30x30/2 (G 17) 11,8"x11,8"



VIERTEAGUAS
15 x 30/4 (G 12) 5,9" x 11,8"



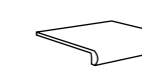
MEDIA CAÑA INT.
4 x 30/4 (G 12) 1,5" x 11,8" x 1,5"



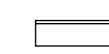
COMP. INTERIOR
MEDIA CAÑA
4 x 4 (G 17) 1,5" x 1,5"



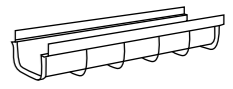
COMP. EXTERIOR
MEDIA CAÑA
4 x 4 (G 17) 1,5" x 1,5"



PELDAÑO CURVO
30x33/4 (G 17) 11,8"x13"



ZÓCALO
9x30 (G 06) 3,5"x11,8"



CANALETA (blanco)
13 x 7,5 x 50 (G 30) 5" x 3" x 19,5"



CUBRECANTO
4 x 30/4 (G 13) 1,5" x 11,8" x 1,5"



COMP. EXTERIOR
CUBRECANTO
4 x 4 (G 17) 1,5" x 1,5"



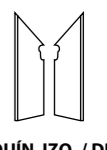
COMP. INTERIOR
CUBRECANTO
4 x 4 (G 17) 1,5" x 1,5"



PELDAÑO CURVO
36x33/4 (G 18) 14"x13"



ÁNG. PELD. CURVO
33 x 46/4 (G 19 x 2PZ) 13" x 18"



ZANQUÍN IZQ. / DRCH.
9x30 (G 10) 3,5" x 11,8"

PACKING BASES

FORMATO	PULGADAS	PZ/CAJA	M ²	CAJA/PLT	PESO/CAJA	PESO/PLT
36 x 36	14" x 14"	8	1	48	22,04	1.072
30 x 30	11,8" x 11,8"	11	1	72	20,27	1.474
30 x 60	11,8" x 23,6"	6	1,08	48	24,82	1.205

PACKING PIEZAS ESPECIALES

FORMATO	PULGADAS	PZ/CAJA	ML	CAJA/PLT	PESO/CAJA	PESO/PLT
ANG. PELD. CURVO 33 x 46/4	13" x 18"	2	0,33	90	3,46	325
PELD. CURVO 30 x 33/4	11,8" x 13"	4	1,2	54	11,94	660
PELD. CURVO 36 x 33/4	14" x 13"	4	1,44	54	13,40	740
VIERTEAGUAS 15 x 30/4	5,9" x 11,8"	14	4,2	36	17,6	560
MEDIA CAÑA INT. 4 x 30/4	1,5" x 11,8" x 1,5"	22	6,6	-	9,91	-
COMP. EXT. MEDIA CA. 4 x 4	1,5" x 1,5"	18	0,6	-	1,34	-
COMP. INT. MEDIA CA. 4 x 4	1,5" x 1,5"	20	0,66	-	1,84	-

PACKING PIEZAS ESPECIALES

FORMATO	PULGADAS	PZ/CAJA	ML	CAJA/PLT	PESO/CAJA	PESO/PLT
CUBRECANTO 4 x 30/4	1,5" x 11,8" x 1,5"	26	7,8	-	7,33	-
COMP. EXT. CUBRECANTO 4 x 4	1,5" x 1,5"	25	0,83	-	0,55	-
COMP. INT. CUBRECANTO 4 x 4	1,5" x 1,5"	10	0,33	-	0,85	-
BORDE PISC. ESQ. EXT. 51,2x51,2	20,1" x 20,1"	1	0,51	18	12,71	245
BORDE PISC. ESQ. INT. 51,2x51,2	20,1" x 20,1"	1	0,51	18	12,71	245
BORDE PISCINA 30 x 36/4	11,8" x 14"	3	0,9	44	15,7	691
REJILLA 12,5 x 60	5" x 23,6"	6	3,6	66	16,55	1.092
REJILLA 12,5 x 30	5" x 11,8"	10	3	36	20,4	735
ZANQUÍN 9 x 30	3,5" x 11,8"	30	9	56	16,24	924
ZÓCALO 9 x 30	3,5" x 11,8"	30	9	56	19,6	1.112
12,5 x 30 REJILLA	4,9" x 11,8"	10	3	36	20,4	735
30 x 30/2 DESBORDANTE	11,8" x 11,8"	7	2,1	44	20,69	930
13 x 7,5 x 50 CANALETA	5" x 3" x 19,5"	24	12	20	13,5	300

MADE IN SPAIN

www.natucer.es