

 **NIRO GRANITE**
THE SWISS QUALITY TILE

PASSIONATE ABOUT LIFE



 facebook
[/nirogranite.niroceramicgroup](https://www.facebook.com/nirogranite.niroceramicgroup)

 twitter
[/Niro_Granite](https://twitter.com/Niro_Granite)

 instagram
[/Niro_Granite](https://www.instagram.com/Niro_Granite)

www.nirogranite.com

RF 180130



 **NIRO GRANITE**
THE SWISS QUALITY TILE

SCENE

STRETCHING THE HORIZONS OF INTERIOR DESIGN

AS PEOPLE EXPERIENCE A GROWING DESIRE TO RECONNECT WITH NATURE, SIMPLICITY AND SOOTHING ELEMENTS ARE GAINING TRACTION AS THE KING OF INTERIOR DESIGN TRENDS. THIS PHENOMENON COINCIDES WITH SCENE - A NEW TILE SERIES BY NIRO CERAMIC.

COMPOSED OF FOUR SHADES OF GREY NAMED AFTER VARIOUS NATURAL CREATIONS, SCENE COULD BE THE BEST ANSWER FOR YOU WHO ENJOY TRANQUILLITY, PLUS A HEIGHTENED SENSE OF CLARITY AT HOME. ITS DELICATE VEINING MIMICKING THAT OF OLD NATURAL STONE IS MODEST YET SPELLBINDING. COMBINING THE LESS-IS-MORE ETHOS WITH A SUMPTUOUSNESS, SCENE IS READY TO TAKE OVER ANY INTERIOR SURFACES TO MAKE AN ORGANIC, NATURAL DESIGN STATEMENT.



SCENE

STRETCHING THE HORIZONS OF INTERIOR DESIGN



 **NIRO GRANITE**
THE SWISS QUALITY TILE

4 COLOUR
GSC01 PEAK
GSC02 LAKE
GSC03 CAVE
GSC04 MOUNTAIN

2 SURFACE
MATT
STRUCTURED

3 SIZE
60x120cm
60x60cm
30x60cm

SCENE

STRETCHING THE HORIZONS OF INTERIOR DESIGN

PEAK

GSC01

LIKE A CROWN OF SILVER GREY MOUNTAINS THAT PROJECT INTO THE SKYLINE, PEAK IS SCULPTED TO ELEVATE ANY INTERIOR LANDSCAPE. WHEREVER IT IS INSTALLED, IT REMINDS YOU OF AN ALPINE SCENE FOUND IN A STORYBOOK. YOUR HEART KNEW IT TO BE MAGICAL AS IT BEATS IN AWE AT THE BEAUTY OF BOTH ITS COMPLEXITY AND SIMPLICITY.

matt

structured*
(only for 30x60cm)

60x120cm

60x60cm

30x60cm





▼ SCENE GSC01 PEAK 60x120cm MATT • GSC01 FISHBONE 30x60cm MIX SURFACE

SCENE
STRETCHING THE HORIZONS OF INTERIOR DESIGN



SCENE

STRETCHING THE HORIZONS OF INTERIOR DESIGN

LAKE

GSC02

LAKE IS THE COOL AND CALMING INFLUENCE EVERY SPACE NEEDS. IT RELATES TO THE URBAN DESIRE FOR A PLACE TO ESCAPE THE FAST PACE AND DEMANDS OF MODERN LIFE AS THE PALETTE CAN EASILY CREATE AN OASIS THAT DRAWS PEOPLE IN, WRAPS THEM UP, AND INVITES THEM TO STAY FOR A WHILE.

matt
structured*
(only for 30x60cm)

60x120cm
60x60cm
30x60cm





▼ SCENE GSCO2 LAKE 30x120cm (CUT TILE) MATT • GSCO4 FISHBONE 30x60cm MIX SURFACE

SCENE
STRETCHING THE HORIZONS OF INTERIOR DESIGN



SCENE

STRETCHING THE HORIZONS OF INTERIOR DESIGN

CAVE

GSC03

A RETREAT, A HAVEN, A PRIVATE PARADISE - CALL IT WHAT YOU WILL - THAT IS WHAT CAVE IS HERE TO ACCOMPLISH. THE DIM GREY MAKES THE IDEAL BACKDROP FOR CARVING A PERFECTLY LIVEABLE LAIR THAT IS TRULY AN EXPRESSION OF YOU, ALLOWING THE FURNISHING AND FITTINGS OF YOUR CHOICE TO POP.

matt
structured

60x120cm
60x60cm
30x60cm





▼ SCENE GSCO3 CAVE 60x120cm MATT

SCENE
STRETCHING THE HORIZONS OF INTERIOR DESIGN



SCENE

STRETCHING THE HORIZONS OF INTERIOR DESIGN

MOUNTAIN


GSC04

MOUNTAIN BRIDGES THE GAP BETWEEN A MAN-MADE WORLD AND THE NATURAL. THE DARK SLATE HUE CONJURES UP THE IMAGE OF THE HILLS THAT LAY CHARCOAL UNDER THE SALLOW MOON, SUGGESTING A HINT OF MYSTIC CHARM AS WELL AS A SENSE OF PERMANENCE THAT GIVES A NOD TO CLASSIC DESIGN ELEMENTS.

matt
structured

60x120cm
60x60cm
30x60cm





▼ SCENE **GSCO4 MOUNTAIN** 60x120cm • 30x60cm MATT • **GSCO4 FISHBONE** 30x60cm MIX SURFACE

SCENE
STRETCHING THE HORIZONS OF INTERIOR DESIGN



SCENE

STRETCHING THE HORIZONS OF INTERIOR DESIGN

GSC01 PEAK




60x120cm I MATT

GSC02 LAKE




60x120cm I MATT

GSC03 CAVE



60x120cm I MATT . STRUCTURED

GSC04 MOUNTAIN



60x120cm I MATT . STRUCTURED

TECHNICAL SPECIFICATIONS

DESCRIPTION	STANDARD TEST	MEASUREMENT UNIT	ISO STANDARD REQUIREMENT	NIRO GRANITE
Length & Width	ISO 10545 -2	mm	±0.6% Max	±0.30% Max
Thickness	ISO 10545 -2	mm	±5.0% Max	±5.0% Max
Sides Straightness	ISO 10545 -2	mm	±0.5% Max	±0.25% Max
Rectangularity	ISO 10545 -2	mm	±0.5% Max	±0.25% Max
Flatness: a) Centre Curvature	ISO 10545 -2	mm	±0.5% Max	±0.20% Max / Max 2.0mm
b) Edge Curvature	ISO 10545 -2	mm	±0.5% Max	±0.20% Max / Max 2.0mm
c) Warpage	ISO 10545 -2	mm	±0.5% Max	±0.20% Max / Max 2.0mm
Surface Quality	ISO 10545 -2	One Major Area of Tiles	≥ 95% free from visible defect	Comply
Water Absorption	ISO 10545 -3	Mass	≤0.5%	≤0.20%
Breaking Strength	ISO 10545 -4	N	≥ 1300 N	≥ 1300 N
Modulus of Rupture	ISO 10545 -4	N/mm2	≥ 35 N/mm2 Individual ≥ 32 N/mm2	≥ 35 N/mm2 Individual ≥ 32 N/mm2
Abrasion Resistance				
a) Deep Abrasion for unglazed tiles	ISO 10545 -6	mm3	≤ 175 mm3	≤ 160 mm3
b) Surfaces Abrasion for glazed tiles	ISO 10545 -7	Visual Check	Manuf. to state abrasion class, cycle and passed	≥ PEI 3 (Dependent on product type)*
Crazing Test (glazed tiles)	ISO 10545 -11	Visual Check	No Sign of Crazing	No Sign of Crazing
Frost Resistance	ISO 10545 -12	Visual Check	Required	No Visible Crack
Chemical Resistance				
a) Low concentrations	ISO 10545 -13	Visual Check	Manuf. To State	Class A Class B (For Polished Tile)
b) Household chemicals and swimming pool salts	ISO 10545 -13	Visual Check	≥ Class B	Class A Class B (For Polished Tile)
Stain Resistance				
a) For unglazed tiles	ISO 10545 -14	Visual Check	Manuf. to State	≥ Class 3
b) For glazed tiles	ISO 10545 -14	Visual Check	≥ Class 3	≥ Class 3
Slip Resistance (Excluding Polished, Lappato and Matt Satin finishing)	AS/NZS 4586 App. A	P0 to P5	Manuf. to State	Wet Pendulum ≥ P2 (Dependent on product type)*

The technical specifications is only for rectified tiles. * Refer to test report for specific test result.

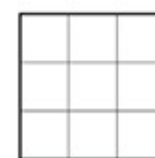
Each different tiles series are produced to meet different performance requirements. For specific product technical performance, please request from Niro Granite sales team or their agent or distributor.

Colour Variations: Since the colour reproduction in this printed piece will vary from the actual tile colours, final selection should be made from tile samples. Colour, shade and glaze variations may exist due to the inherent characteristics of porcelain tile.




Due to the low porosity of porcelain tiles, an Improved High Performance Cementitious adhesive in accordance to BS EN 12004 & ISO 13007-1 is highly recommended for proper installation. Products that meet this standard are available amongst leading adhesive manufacturers. Please seek expert advice from adhesive manufacturers for proper selection and application.

SHADE AND TONALITIES




U
Uniform from tile to tile
The range of colours and tones within the same shade is relatively uniform from tile to tile. Minimal to no difference among pieces from the same production run.



SN
Slightly noticeable from tile to tile
The range of colours and tones within the same shade is slightly noticeable from tile to tile. Clearly distinguishable differences in design or pattern with similar or slight change in colour tones.



MA
Moderately noticeable from tile to tile
The range of colours and tones within the same shade is moderately noticeable from tile to tile. Clearly distinguishable differences in design or pattern.



DN
Distinctly noticeable from tile to tile
The range of colours and tones within the same shade is distinctly different from tile to tile. Random colour differences from tile to tile, so that one tile may have totally different colors from that on other tiles. Final installation can be unique.

 **NIRO GRANITE**
THE SWISS QUALITY TILE

PASSIONATE ABOUT LIFE



 facebook
[/nirogranite.niroceramicgroup](https://www.facebook.com/nirogranite.niroceramicgroup)

 twitter
[/Niro_Granite](https://twitter.com/Niro_Granite)

 instagram
[/Niro_Granite](https://www.instagram.com/Niro_Granite)

www.nirogranite.com

RF 180130



 **NIRO GRANITE**
THE SWISS QUALITY TILE