

SHAPE

A SUBTLE CHOICE OF COLOURS



FLOOR TILES: SHAPE GREY 75X75



FLOOR TILES: SHAPE25 GREY 75X75




75X75 | 60X60 | 37X75 | 30X60 SHAPE


30"X30" | 24"X24" | 15"X30" | 12"X24"

COLOURED BODY PORCELAIN FLOOR TILES / PAVIMENTO PORCELÁNICO COLOREADO / GRÉS CÉRAME COLORÉ / DURCHGEFÄRBTE FEINSTEINZEUGBODENFLIESEN

Natural: Class 1 / R9
Antislip Shoeless: Class 3 / R10 / A+B



SHAPE BEIGE 75X75 F75C GRJ0R001 **12**



SHAPE BEIGE ANTISLIP 75X75 F75E GRJ0R011 **12**


[ANTISLIP SHOELESS: CLASE 3 / R10 / A+B](#)



SHAPE25 BEIGE 75X75 F75E GRJ0R021 **6**



SHAPE BEIGE 60X60 F64C GRJ42001 **15**



SHAPE BEIGE 37X75 F37C GRJAC021 **24**

SHAPE BEIGE ANTISLIP 37X75 F37E GRJAC031 **24**

[ANTISLIP SHOELESS: CLASE 3 / R10 / A+B](#)



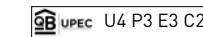
SHAPE BEIGE 30X60 F34E GRJ05031 **30**



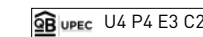
MOSAICO SHAPE BEIGE 30X30 X300 GRJ04001



SHAPE WHITE 75X75 F75C GRJ0R000 **12**



SHAPE WHITE 60X60 F64C GRJ42000 **15**



SHAPE WHITE 37X75 F37C GRJAC040 **24**



SHAPE WHITE 30X60 F34E GRJ05050 **30**



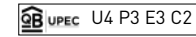
MOSAICO SHAPE WHITE 30X30 X300 GRJ04000



Natural: Class 1 / R9
Antislip Shoeless: Class 3 / R10 / A+B



SHAPE GREY 75X75 F75C GRJ0R010 **12**




SHAPE GREY ANTISLIP 75X75 F75E GRJ0R020 **12**

[ANTISLIP SHOELESS: CLASE 3/R10/A+B](#)



SHAPE25 GREY 75X75 F75E GRJ0R030 **6**



SHAPE GREY 37X75 F37C GRJAC050 **24**




SHAPE GREY ANTISLIP 37X75 F37E GRJAC060 **24**


[ANTISLIP SHOELESS: CLASE 3/R10/A+B](#)



SHAPE GREY 60X60 F64C GRJ42010 **15**



MOSAICO SHAPE GREY 30X30 X300 GRJ04010



SHAPE GRAPHITE 75X75 F75C GRJ0R00G **12**



SHAPE GRAPHITE 37X75 F37C GRJAC00G **24**




SHAPE GRAPHITE 60X60 F64C GRJ4200G **15**

[ANTISLIP SHOELESS: CLASE 3/R10/A+B](#)



SHAPE GRAPHITE 30X60 F34E GRJ0501G **30**



MOSAICO SHAPE GRAPHITE 30X30 X300 GRJ0400G



SHAPE 75X75 | 60X60 | 37X75 | 30X60

30"X30" | 24"X24" | 15"X30" | 12"X24"

COLOURED BODY PORCELAIN FLOOR TILES / PAVIMENTO PORCELÁNICO COLOREADO / GRÉS CÉRAME COLORÉ / DURCHGEFÄRBTE FEINSTEINZEUGBODENFLIESEN



FLOOR TILES: SHAPE25 GREY 75X75

| ROUNDED EDGE SKIRTING 8X60 RODAPIÉ ROMO 8X60 | | ROUNDED EDGE SKIRTING 8X75 RODAPIÉ ROMO 8X75 | |
|---|----------|---|----------|
| BEIGE | GRJRQ001 | BEIGE | GRJ3E001 |
| WHITE | GRJRQ000 | WHITE | GRJ3E000 |
| GREY | GRJRQ010 | GREY | GRJ3E010 |
| GRAPHITE | GRJRQ00G | GRAPHITE | GRJ3E00G |
| D280 | | D290 | |

| DOUBLE STEP 30X60 PELDAÑO DOBLE 30X60 | | DOUBLE STEP 37X75 PELDAÑO DOBLE 37X75 | | DOUBLE STEP ANTISLIP 37X75 PELDAÑO DOBLE ANTISLIP 37X75 | |
|--|----------|--|----------|--|----------|
| BEIGE | GRJ05011 | BEIGE | GRJAC011 | BEIGE | GRJAC041 |
| WHITE | GRJ05010 | WHITE | GRJAC020 | GREY | GRJAC080 |
| GREY | GRJ05030 | GREY | GRJAC030 | | D690 |
| GRAPHITE | GRJ05040 | GRAPHITE | GRJAC02G | | |
| D650 | | D690 | | | |

| STEP 30X60 PELDAÑO 30X60 | | STEP 37X75 PELDAÑO 37X75 | | STEP ANTISLIP 37X75 PELDAÑO 37X75 | |
|-----------------------------|----------|-----------------------------|----------|--------------------------------------|----------|
| BEIGE | GRJ05001 | BEIGE | GRJAC001 | BEIGE | GRJ05021 |
| WHITE | GRJ05000 | WHITE | GRJAC000 | GREY | GRJAC070 |
| GREY | GRJ05020 | GREY | GRJAC010 | | D560 |
| GRAPHITE | GRJ0500G | GRAPHITE | GRJAC01G | | |
| D500 | | D560 | | | |

PACKING LIST

| size / formato | item / artículo | pcs-box / pzs-cj | ml/box / m ² /cj | kg/box / kg/cj | box/epl / cj/epl | ml/epl / m ² /epl | kg/epl |
|----------------|---------------------------|------------------|-----------------------------|----------------|---|------------------------------|--------|
| 75X75_30"X30" | Base / Antislip | 2 | 1,13 | 24,62 | 42 | 47,46 | 1057 |
| 60X60_24"X24" | Base | 3 | 1,08 | 22,53 | 40 | 43,20 | 924 |
| 37X75_15"X30" | Base / Antislip | 4 | 1,13 | 24,24 | 48 | 54,24 | 1186 |
| 30X60_12"X24" | Base | 6 | 1,08 | 22,32 | 40 | 43,20 | 915 |
| 30X30_12"X12" | Mosaico | 9 | 0,8 | 11,7 | Please ask for information / Consulte información | | |
| 37X75_15"X30" | Peldaño Simple / Antislip | 4 | 1,11 | 24,24 | Please ask for information / Consulte información | | |
| 37X75_15"X30" | Peldaño Doble / Antislip | 2 | 0,56 | 12,12 | Please ask for information / Consulte información | | |
| 30X60_12"X24" | Peldaño Simple | 6 | 1,08 | 22,32 | Please ask for information / Consulte información | | |
| 30X60_12"X24" | Peldaño Doble | 2 | 0,36 | 7,44 | Please ask for information / Consulte información | | |
| 8X75_3"X30" | Rodapié Romo | 10 | 0,60 | 12,90 | Please ask for information / Consulte información | | |
| 8X60_3"X24" | Rodapié Romo | 10 | 0,48 | 11,30 | Please ask for information / Consulte información | | |



FLOOR TILES: SHAPE GREY 75X75

SHAPE

ELEGANT URBAN APPEAL



WALL TILES: SHAPE CONCEPT GREY 40X120, SHAPE GREY 40X120
FLOOR TILES: SHAPE GREY 75X75



40X120 16"X47" SHAPE

WHITE BODY WALL TILES / REVESTIMIENTO PASTA BLANCA / FAÏENCE PÂTE BLANCHE / WEISSER SCHERBEN



SHAPE WHITE
40X120

W120C
KRJ6C000 **12**



SHAPE CONCEPT WHITE
40X120

W120G
KRJ6C020 **8**

PERFIL ACERO PLATA
1,5X120

D380
KBL6D00L



SHAPE GREY
40X120

W120C
KRJ6C010 **12**



SHAPE CONCEPT
GREY 40X120

W120G
KRJ6C030 **8**

PERFIL ACERO PLATA
1,5X120

D380
KBL6D00L



75X75 30"X30" SHAPE

COLOURED BODY PORCELAIN FLOOR TILES / PAVIMENTO PORCELÁNICO COLOREADO / GRÉS CÉRAMÉ COLORÉ / DURCHGEFÄRBTE FEINSTEINZEUGBODENFLIESEN

Natural: Clase 1 / R9 / A



SHAPE WHITE
75X75

UPEC U4 P4 E3 C2

F75C
GRJ0R000 **12**



SHAPE GREY
75X75

UPEC U4 P4 E3 C2

F75C
GRJ0R010 **12**

SHAPE 40X120

16"X47"



WHITE BODY WALL TILES / REVESTIMIENTO PASTA BLANCA / FAÏENCE PÂTE BLANCHE / WEISSER SCHERBEN



SHAPE BEIGE
40X120

W120C
KRJ6C001 **12**



SHAPE CONCEPT BEIGE
40X120

W120G
KRJ6C011 **8**

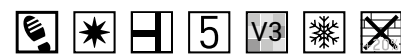


PERFIL ACERO BRONCE
1,5X120

D380
KBL6D00M

SHAPE 75X75

30"X30"




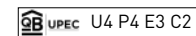
COLOURED BODY PORCELAIN FLOOR TILES / PAVIMENTO PORCELÁNICO COLOREADO / GRÉS CÉRAMÉ COLORÉ / DURCHGEFÄRBTE FEINSTEINZEUGBODENFLIESEN

Natural: Clase 1 / R9 / A



SHAPE BEIGE
75X75

F75C
GRJ0R001 **12**



WALL TILES: SHAPE CONCEPT BEIGE 40X120

PACKING LIST

| size / formato | item / articulo | pcs-box / pzs-cj | m/box / m²/cj | kg/box / kg/cj | box/epl / cj/epl | m/epl / m²/epl | kg/epl |
|------------------|-----------------|------------------|---------------|----------------|---|----------------|--------|
| 40X120_16"X47" | Base / Concept | 3 | 1,44 | 27,13 | 20 | 28,80 | 565 |
| 1,5X120_0,6"X47" | Perfil | 6 | 0,11 | 1,20 | Please ask for information / Consulte información | | |
| 75X75_30"X30" | Base | 2 | 1,13 | 24,62 | 42 | 47,46 | 1057 |

SHAPE

3D EFFECTS



WALL TILES: SHAPE BEIGE 25X70, SHAPE CONCEPT BEIGE 25X70, MOSAICO SHAPE BEIGE 30X30

FLOOR TILES: SHAPE BEIGE 60X60



25X70 10"X28" SHAPE

WHITE BODY WALL TILES / REVESTIMIENTO PASTA BLANCA / PÂTE BLANCHE / WEISSER SCHERBEN



SHAPE WHITE 25X70 W27D KRJZA010 **15**



SHAPE GREY 25X70 W27D KRJZA000 **15**



SHAPE CONCEPT WHITE 25X70 W27G KRJZA020 **4**



SHAPE CONCEPT GREY 25X70 W27G KRJZA030 **4**



SHAPE ART WHITE 25X70 W27H KRJZA040 **3**



SHAPE ART GREY 25X70 W27H KRJZA031 **3**



PERFIL ACERO PLATA 1,5X70 D300 KZD2800L



PERFIL ACERO PLATA 1,5X70 D300 KZD2800L



SHAPE BEIGE 25X70 W27D KRJZA001 **15**



SHAPE CONCEPT BEIGE 25X70 W27G KRJZA011 **4**



SHAPE ART BEIGE 25X70 W27H KRJZA021 **3**



PERFIL ACERO BRONCE 1,5X70 D300 KZD2800M



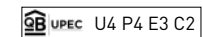
60X60 24"X24" SHAPE

COLOURED BODY PORCELAIN FLOOR TILES / PAVIMENTO PORCELÁNICO COLOREADO / GRÉS CÉRAME COLORÉ / DURCHGEFÄRBTE FEINSTEINZEUGBODENFLIESEN


Natural: Clase 1 / R9 / A



SHAPE WHITE 60X60 F64C GRJ42000 **15**



SHAPE GREY 60X60 F64C GRJ42010 **15**



SHAPE BEIGE 60X60 F64C GRJ42001 **15**



PACKING LIST

| size / formato | item / articulo | pcs-box / pzs-cj | m/box / m ² /cj | kg/box / kg/cj | box/epl / cj/epl | m/epl / m ² /ept | kg/epl |
|-----------------|----------------------|------------------|----------------------------|----------------|---|-----------------------------|--------|
| 25X70_16"X47" | Base / Concept / Art | 7 | 1,23 | 19,60 | 42 | 51,66 | 846 |
| 1,5X70_0.6"X28" | Perfit | 6 | 0,06 | 0,72 | Please ask for information / Consulte información | | |
| 60X60_24"X24" | Base | 3 | 1,08 | 22,53 | 40 | 43,20 | 924 |