

# Stonehill

White body wall tiles

STONEHILL | STONEHILL SILVER 33,3 \* 100 \_ STONEHILL SILVER DECOR 33,3 \* 100 \_ MYSTIC GREY 100 \* 100 soft




STONEHILL | STONEHILL SAND 33,3 \* 100 \_ STONEHILL SAND DECOR 33,3 \* 100 \_ MORITZ NUT 23 \* 120 natural

STONEHILL Sand



STONEHILL Silver



STONEHILL Sand | Decor



STONEHILL Silver | Decor



7mm

STONEHILL




15 patterns

33,3 \* 100 \* 0,7 cm | 13 1/8 \* 39 3/8 \* 1/4"

RECTIFIED	NATURAL FINISH CODE BN65
SILVER	24301
SAND	24299

STONEHILL DECOR




15 patterns

33,3 \* 100 \* 0,86 cm | 13 1/8 \* 39 3/8 \* 5/16"

RECTIFIED	NATURAL FINISH CODE BN66
SILVER	24300
SAND	24298

D. STONEHILL MOSAIC



30 \* 30 cm | 11 13/16 \* 11 13/16"

NO RECTIFIED	NATURAL FINISH CODE P44
SILVER	24489
SAND	24488



22303 ALUMINIO/100/MAT \_ 100 \* 0,5 cm | 39 3/8 \* 3/16" \_ P42

CARACTERÍSTICAS TÉCNICAS | TECHNICAL CHARACTERISTICS

joint 0,5mm	wall tiles	matt	thickness 7mm
diferent shades	shade variation V2	various graphics	

EMBALAJE | PACKING

(Los pesos aquí reflejados pueden sufrir ligeras variaciones en función del lote de producción. Weights shown here may slightly vary depending on the production lot.)

Formato   Sizes	Cajas   Boxes			Pallet			Cont./20'	Cont./20'	
	Piezas	m <sup>2</sup> / sq.m	kg	Cajas	m <sup>2</sup> / sq.m	kg	Tamaño cm aprox.	m <sup>2</sup> / sq.m	m <sup>2</sup> / sq.m
33,3 * 100 * 0,7	6	2	26,6	24	48	663,4	118 * 105 * 48	1555,62	1736,51
33,3 * 100 * 0,86	5	1,67	26,6	24	40,08	663,4	118 * 105 * 48	1298,94	1449,98
<b>inch</b>	<b>units</b>	<b>ft<sup>2</sup></b>	<b>lb</b>	<b>Boxes</b>	<b>ft<sup>2</sup></b>	<b>lb</b>	<b>Sizes Inch approx.</b>	<b>ft<sup>2</sup></b>	<b>ft<sup>2</sup></b>
13 1/8 * 39 3/8 * 1/4	6	21,52	58,52	24	516,66	1459,48	46 7/16 * 41 5/16 * 18 7/8	16744,55	18691,63
13 1/8 * 39 3/8 * 5/16	5	17,97	48,84	24	431,41	1227,16	46 7/16 * 41 5/16 * 18 7/8	13981,67	15607,45