



## Studio


35X100 / 14"X40"




STUDIO WHITE RECT.  
35X100 / 14"X40" T04/M



SCALA WHITE RECT.  
35X100 / 14"X40" T36/M



LAKE WHITE RECT.  
35X100 / 14"X40" T36/M



STUDIO BLACK RECT.  
35X100 / 14"X40" T28/M

### CARACTERÍSTICAS TÉCNICAS · TECHNICAL CHARACTERISTICS & PACKING

- PB** PASTA BLANCA / WHITE BODY / PÂTE BLANCHE
- VI** RECTIFICADO / RECTIFIED / RECTIFIÉ
- B** REVESTIMIENTO / WALL TILE / FAÏENCE
- VI** ASPECTO UNIFORME / UNIFORM APPEARANCE / APPARENCE UNIFORME
- B** BRILLO / SHINE / BRILLANT

FORMATO PZAS	PZS/CAJA TILES/BOX PIÈCES/BOITE	M2/CAJA SQM/BOX MÈTRES/BOITE	KG/CAJA KG/BOX KG/BOITE	CAJAS/PALLET BOXES/PALLET BOITES/PALETTE	M2/PALLET SQM/PALLET MÈTRES/PALETTE	KG/PALLET KG/PALLET MÈTRES/PALETTE
35X100	3	1.05	19.08	26	27.30	496

STUDIO BLACK RECT. 35X100 SCALA WHITE RECT. 35X100 STYLE TORTOLA RECT. 60X60.

