

# SUITE

This sophisticated collection emulates and improves on Eramosa marble in a product that surpasses reality.

It reproduces Eramosa's spectacular design in four different colours and a polished finish. SUITE Pearl features a pearl-coloured background and horizontal grey veins, perfect for creating elegant restful settings; SUITE Beige brings a touch of warmth and distinction to surfaces; while SUITE Brown and SUITE Black break new ground in the resolution of porcelain tile designs, with dark shades of colour conceived to infuse settings with character and style.

Esta sofisticada colección toma su gráfica del mármol Eramosa y la mejora para conseguir un producto que supera la realidad. Disponible en dos formatos diferentes -75,5x151 cm y 60x120 cm- interpreta su espectacular gráfica en cuatro colores distintos y acabado pulido. SUITE Pearl, de base perlada y vetas horizontales grisáceas nos trasladan a espacios elegantes y calmados mientras que SUITE Beige, aporta calidez y distinción. Por su parte las referencias SUITE Brown y SUITE Black dan un paso más allá en la definición gráfica aplicada al porcelánico consiguiendo unos tonos oscuros de gran intensidad que aportan carácter y estilo a todo tipo de espacios.







■ SUITE BROWN/75,5X151/EP

# COMBINABILITY SUITE



SUITE collection

## MARBLE



CALACATTA 4D collection




STATUARIO PLUS collection

## STONE



MAINSTONE collection



KRON collection



LAVA collection





290

291





■ SUITE BLACK/75,5X151/EP

Modern appeal: its stylish design brings an air of superior distinction to living spaces. While its pale colours exude a sense of restful calm, its dark colours radiate drama and intensity.

Exclusividad: su estilosa gráfica aporta distinción a los espacios. Expresando suavidad y calma en tonos claros, e intensidad y dramatismo en tonos oscuros.





■ SUITE BLACK/75,5X151/EP & SUITE PEARL/75,5X151/EP



# COLOURS & FINISHES SUITE

## COLOURS COLORES



## FINISHES ACABADOS



# AVAILABLE FORMATS

Porcelain



75,5x151 cm  
29,7x59,4"



60x120 cm  
23,6x47,2"

		10 mm	10 mm
<b>Thickness</b>		10 mm	10 mm
<b>Patterns</b>		12	12
<b>Shade variation</b>		V2	V2
<b>PEARL</b>	Polished (EP)	22126 M58	22102 M40
<b>BEIGE</b>	Polished (EP)	22127 M58	22103 M40
<b>BROWN</b>	Polished (EP)	22128 M58	22101 M40
<b>BLACK</b>	Polished (EP)	22129 M58	22100 M40



Graphic variation SUITE PEARL (60x120 cm format)



# SPECIAL PIECES


Porcelain

## D. MIX ARR.

 16x25 cm 6,3x9,8 "	<b>PEARL &amp; BLACK</b>	Polished (EP)	22775 U49
 16x25 cm 6,3x9,8 "	<b>BEIGE &amp; BROWN</b>	Polished (EP)	22774 U49

Aluminium

## L. ALUMINIUM \*

 0,5x120 cm 0,19x47,2 "	Shiny	22314 U44
--	-------	--------------

\* Only suitable for wall installations.  
\* Adecuado únicamente como revestimiento.

Porcelain

## D. MOSAIC \*

 30x30 cm 11,8x11,8 "	<b>PEARL</b>	Polished (EP)	22742 U58
 30x30 cm 11,8x11,8 "	<b>BEIGE</b>	Polished (EP)	22740 U58
 30x30 cm 11,8x11,8 "	<b>BROWN</b>	Polished (EP)	22741 U58
 30x30 cm 11,8x11,8 "	<b>BLACK</b>	Polished (EP)	22739 U58

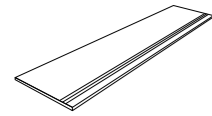


D.SUITE PEARL MOSAIC/30X30/EP & D.SUITE BLACK MOSAIC/30X30/EP & D.SUITE BEIGE MOSAIC/30X30/EP

# COMPLEMENTARY PIECES


## NEW Digital Stair Tread Peldaño Escalera Digital (P.D)

### DIGITAL STAIR TREAD



Sizes	Finishes	Prices
30x151	EP	U82
	NT, AS	U81
30x120	EP	U54
	NT, AS	U87
30x100	SP	U81
30x90	EP	U87
	AS	U77

Stair tread with three non-slip incisions.  
Peldaño de escalera con tres incisiones antideslizantes.

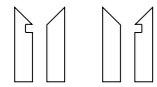


Stair tread with digital printing on the front, straight edge.  
Peldaño de escalera con impresión digital frontal, borde recto.



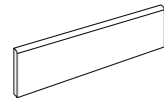
## Complementary Pieces Piezas Complementarias

### S.K.I.



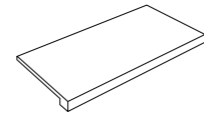
Sizes	Finishes	Prices
8x30	P, EP, SP, AS, NT, AG, A, SC	U53

### SKIRTING



Sizes	Finishes	Prices
8x100	P	U48
	NT, SP	U45
8x90	EP, NT, A, AG, AS	U44
8x75,5	EP, NT, AG, AS	U43
	P	U45
8x60	EP, NT, AG, AS, SC	U35

### TECHNICAL STAIR TREAD



Sizes	Finishes	Prices
30x151	EP	U86
	NT	U80
30x120	P	U80
	EP, NT	U75
30x100	P, NT, SP	U74
30x90	EP, NT, A, AG, AS	U76
	EP	U76
30x75,5	NT, AG, AS	U70
	P	U82
30x60	EP, NT, AG, AS, SC	U54

# TECHNICAL CHARACTERISTICS

## Technical Characteristics Características Técnicas

	JOINT	FROST PROOF	VERSATILE	RECTIFIED	DIFFERENT SHADES	V1 V2 V3 V4 SHADE VARIATION	VARIOUS GRAPHICS	CLEANING NON-ABRASIVE
Premium Polished (P)	✓	✓	✓	✓	✓	✓	✓	✓
Polished (EP)	✓	✓	✓	✓	✓	✓	✓	✓
Shaped (SP)	✓	✓	✓	✓	✓	✓	✓	✓
All in One (AS)	✓	✓	✓	✓	✓	✓	✓	✓
Natural (NT)	✓	✓	✓ *	✓	✓	✓	✓	✓
Aged (AG)	✓	✓	✓	✓	✓	✓	✓	✓
Anti-Slip (A)	✓	✓	✓	✓	✓	✓	✓	✓
Scratched (SC)	✓	✓	✓	✓	✓	✓	✓	✓

\* Only when Porcelain tiles, never for White Body wall tiles.  
\*Sólo en Porcelánico, nunca para revestimiento de Pasta Blanca.

## Applications Aplicaciones

	Wall								Floor							
	P	EP	SP	AS	NT	AG	A	SC	P	EP	SP	AS	NT	AG	A	SC
INTERIOR	yes	yes	yes	yes	yes	yes	yes	yes	yes	yes	yes	yes	yes	yes	yes	yes
EXTERIOR	yes	yes	yes	yes	yes	yes	yes	yes	yes	yes	yes	yes	yes	yes	yes	yes
TRAFFIC	yes	yes	yes	yes	yes	yes	yes	yes	light	light	light medium	high	light **	light	high	high
WET AREAS	yes	yes	yes	yes	yes	yes	yes	yes	no	no	no	yes	no ***	no ***	yes	yes

\*\* Except in MAINSTONE collection that is medium-high.  
\*\*Excepto en la colección MAINSTONE que es medio-alto.

\*\*\* Suitable for wet interior areas such as entrances to buildings from outer space (except in the case of direct access to restricted areas), covered terraces, changing rooms, showers, bathrooms, toilets, kitchens, etc.  
\*\*\*Adecuado para áreas interiores húmedas, como entradas a edificios desde el espacio exterior (excepto en el caso de acceso directo a áreas restringidas), terrazas cubiertas, vestuarios, duchas, baños, aseos, cocinas, etc.




# PACKING

NEW



100 x 260 x 0,6 cm  
39,4 x 102,4 \*

porcelain



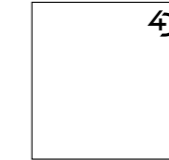
100 x 180 cm  
39,4 x 70,8 \*



75,5 x 151 cm  
29,7 x 59,5 \*



60 x 120 cm  
23,6 x 47,2 \*



100 x 100 cm  
39,4 x 39,4 \*



50 x 100 cm  
19,7 x 39,4 \*



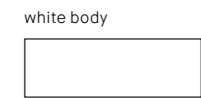
24 x 100 cm  
9,5 x 39,4 \*



90 x 90 cm  
35,4 x 35,4 \*



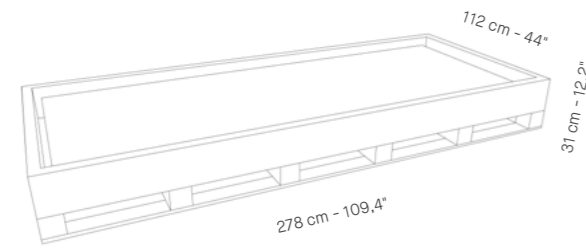
60 x 60 cm  
23,6 x 23,6 \*



white body  
33,3 x 100  
13,11 x 39,4 \*

## WOODEN CRATE

20 Slabs Placas



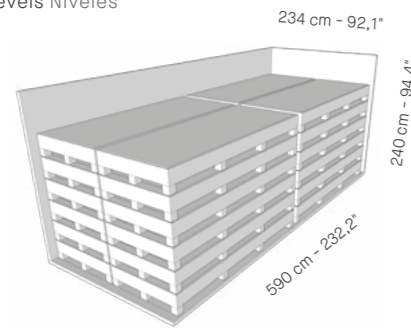
Sizes - Formatos	Slab - Placa			Wooden Crate - Cajón Madera		
	Piezas	m <sup>2</sup>	kg	Placas	m <sup>2</sup>	kg
100 x 260 x 0,6	1	2,6	36,40	20	52	826,8
inch	Units	ft <sup>2</sup>	lb	Slabs	ft <sup>2</sup>	lb
39,4 x 102,4 x 0,24	1	28	80,24	20	559,7	1822,8

Sizes - Formatos	Box - Caja			Pallet				Container 20' 24000 Kg.		
	Piezas	m <sup>2</sup>	kg	Cajas	m <sup>2</sup>	kg	Tamaño aprox. cm	N° pallets	m <sup>2</sup>	kg
100 x 180 x 0,8	2	3,6	70,25	18	64,8	1315	190 x 115 x 60	17	1101,6	22347
75,5 x 151 x 1	1	1,14	26	44	50,16	1189	160 x 92 x 76	17	852,72	20213
60 x 120 x 1	2	1,44	33,18	27	38,88	921	120 x 80 x 75	26	1010,8	23942
100 x 100 x 0,8	2	2	36,8	32	64	1220	112 x 112 x 100	19	1216	23172
50 x 100 x 0,8	3	1,5	28,2	24	36	719	120 x 80 x 66	33	1188	23159
24 x 100 x 0,8	4	0,96	17,8	40	38,4	736	120 x 80 x 63	32	1228,8	23552
90 x 90 x 1	2	1,62	37,96	22	35,64	860	105 x 95 x 75	27	962,28	23223
60 x 60 x 1	3	1,08	24,3	40	43,2	997	120 x 80 x 75	24	1036,8	23928
33,3 x 100 x 1,05	4	1,33	24	48	63,84	1177	118 x 110 x 81	20	1276,8	23540
inch	Units	ft <sup>2</sup>	lb	Boxes	ft <sup>2</sup>	lb	Approx. sizes inch	N° pallets	ft <sup>2</sup>	lb
39,4 x 70,8 x 0,35	2	38,75	154,87	18	775	3208	71,2 x 44,1 x 25,2	17	12400,12	51323
29,7 x 59,4 x 0,39	1	12,27	37,68	44	539,92	2621	62,9 x 36,2 x 29,9	17	9178,6	44562
23,6 x 47,2 x 0,39	2	15,5	82,95	27	418,5	2030	47,2 x 31,4 x 29,5	26	10881	52783
39,4 x 39,4 x 0,35	2	21,53	81,12	32	688,89	2689	44,1 x 44,1 x 39,4	19	13088,92	51086
19,7 x 39,4 x 0,35	3	16,15	62,17	24	387,5	1585	47,25 x 31,5 x 26	33	12787,63	51056
9,5 x 39,4 x 0,35	4	10,33	39,24	40	413,33	1623	47,25 x 31,5 x 24,8	32	13226,7	51923
35,4 x 35,4 x 0,39	2	17,44	88,18	22	383,62	1896	41,3 x 37,4 x 29,5	27	10357,9	51198
23,6 x 23,6 x 0,39	3	11,63	61,42	40	465	2198	47,2 x 31,4 x 29,5	24	11160	52752
13,11 x 39,4 x 0,41	4	14,31	52,91	48	687,16	2595	46,4 x 43,3 x 31,8	20	13743,47	51897

## 20' CONT.

24 Crates Cajones

6 Levels Niveles

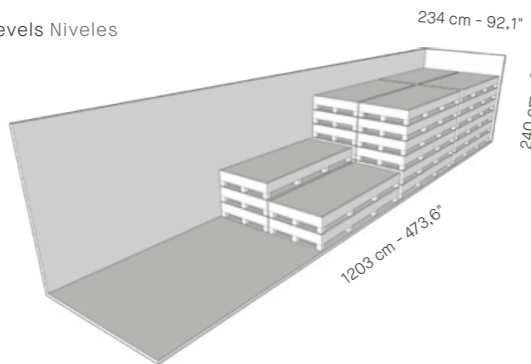


Sizes - Formatos	Slab - Placa			Cont./20' 24000 Kg.			
	Piezas	m <sup>2</sup>	kg	Cajón Madera	m <sup>2</sup>	kg	Tamaño aprox. cm
100 x 260 x 0,6	1	2,6	36,40	24	1248	19843,2	590 x 234 x 240
inch	Units	ft <sup>2</sup>	lb	Wooden Crate	ft <sup>2</sup>	lb	Approx. size inch
39,4 x 102,4 x 0,24	1	28	80,24	24	13433,4	43746,8	232,3 x 92,12 x 94,5

## 40' CONT.

29 Crates Cajones

6 Levels Niveles



Sizes - Formatos	Slab - Placa			Cont./40' 24000 Kg.			
	Piezas	m <sup>2</sup>	kg	Cajón Madera	m <sup>2</sup>	kg	Tamaño aprox. cm
100 x 260 x 0,6	1	2,6	36,40	29	1508	23977,2	1203 x 234 x 240
inch	Units	ft <sup>2</sup>	lb	Wooden Crate	ft <sup>2</sup>	lb	Approx. size inch
39,4 x 102,4 x 0,24	1	28	80,24	29	16232	52860,7	473,6 x 92,1 x 94,5