



*Tomino Lamborghini*

TILES & STYLE




SUZUKA








**GIALLO**



Cod. TL15SK09  
15x15 (6"x6")

35

**ROSSO**



Cod. TL15SK07  
15x15 (6"x6")

35

**BLU**



Cod. TL15SK06  
15x15 (6"x6")

35

**BIANCO**



Cod. TL15SK05  
15x15 (6"x6")

35

**MULTICOLOR**



Cod. TL15SK00  
15x15 (6"x6")

35

**Decoro logo**



Cod. TL15MC50  
15x15 (6"x6")

27




LLEUL  
de Provence

TILLEUL  
Santal de Indes

TILLEUL  
Santal de Indes



**BLU**



27

Cod. TLTOSK16 (2,5x2,5)  
**Mosaico su rete 30x30 (12x12")**

Cod. TLTOSK16 (5x5)  
**Mosaico su rete 30x30 (12x12")**



70

Cod. TLTOSK26 7,2x15  
**Mattoncino su rete 30x30 (12x12")**


**GIALLO**



27

Cod. TLTOSK19 (2,5x2,5)  
**Mosaico su rete 30x30 (12x12")**


Cod. TLTOSK19 (5x5)  
**Mosaico su rete 30x30 (12x12")**



70

Cod. TLTOSK29 7,2x15  
**Mattoncino su rete 30x30 (12x12")**

**ROSSO**



27

Cod. TLTOSK17 (2,5x2,5)  
**Mosaico su rete 30x30 (12x12")**

Cod. TLTOSK17 (5x5)  
**Mosaico su rete 30x30 (12x12")**



70

Cod. TLTOSK27 7,2x15  
**Mattoncino su rete 30x30 (12x12")**

**BIANCO**



27

Cod. TLTOSK15 (2,5x2,5)  
**Mosaico su rete 30x30 (12x12")**

Cod. TLTOSK15 (5x5)  
**Mosaico su rete 30x30 (12x12")**



70


Cod. TLTOSK25 7,2x15  
**Mattoncino su rete 30x30 (12x12")**


SUZUKA



## Caratteristiche tecniche - Technical data

GRES FINE PORCELLANATO - PORCELAIN STONEWARE EN 14411 ANNEX G BIa GL

<p>SHADE SPECTRUM</p>  <p>Low <input type="checkbox"/> Moderate <input type="checkbox"/> High <input checked="" type="checkbox"/> Random <input type="checkbox"/></p>	<p>R7</p> <p>V3</p>	<p>PEI 4</p>	<p>9 mm</p>	<p>Glazed Porcelain</p> <p>Wall and Floor</p>
---	---------------------	--------------	-------------	---



Dimensioni - Size:  
**15x15 (6"x6")**

### SUZUKA

### PACKAGING

15x15 (6"x6")

pc / box	sq.mt./box	Kg. / box	box. / plt.	sq.mt./plt.	Kg. / plt.
48	1,08	21,60	60	64,80	1311



