


# CONCRETE

30 x 60 / 60 x 60 / 22,5 x 90 / 45 x 90 cm.


12 x 24" / 24 x 24" / 9 x 35" / 18 x 35"




Concrete Grey



Concrete White



Concrete Ivory



Concrete Sand



Concrete Beige



Concrete Grey



Concrete Graphite



# CONCRETE

30 x 60 / 60 x 60 / 22,5 x 90 / 45 x 90 cm.  
12 x 24" / 24 x 24" / 9 x 35" / 18 x 35"

FORMATOS  
FORMATS

30 x 60 Natural



Concrete White 30 x 60 cm. **6XT** A40 (M<sup>2</sup>)  
Concrete Ivory 30 x 60 cm. **6XQ** A40 (M<sup>2</sup>)  
Concrete Sand 30 x 60 cm. **6XR** A40 (M<sup>2</sup>)  
Concrete Beige 30 x 60 cm. **6XS** A40 (M<sup>2</sup>)  
Concrete Grey 30 x 60 cm. **6XO** A40 (M<sup>2</sup>)  
Concrete Graphite 30 x 60 cm. **6XP** A42 (M<sup>2</sup>)

30 x 60 Natural Rectificado



Concrete White 30 x 60 cm. Rec **6XY** A47 (M<sup>2</sup>)  
Concrete Ivory 30 x 60 cm. Rec **6Y7** A47 (M<sup>2</sup>)  
Concrete Sand 30 x 60 cm. Rec **6Y8** A47 (M<sup>2</sup>)  
Concrete Beige 30 x 60 cm. Rec **6Y9** A47 (M<sup>2</sup>)  
Concrete Grey 30 x 60 cm. Rec **6XZ** A47 (M<sup>2</sup>)  
Concrete Graphite 30 x 60 cm. Rec **6Y0** A48 (M<sup>2</sup>)

30 x 60 Exterior




Concrete White 30 x 60 cm. Ext **6Y1** A40 (M<sup>2</sup>)  
Concrete Ivory 30 x 60 cm. Ext **6Y4** A40 (M<sup>2</sup>)  
Concrete Sand 30 x 60 cm. Ext **6Y5** A40 (M<sup>2</sup>)  
Concrete Beige 30 x 60 cm. Ext **6Y6** A40 (M<sup>2</sup>)  
Concrete Grey 30 x 60 cm. Ext **6Y2** A40 (M<sup>2</sup>)  
Concrete Graphite 30 x 60 cm. Ext **6Y3** A42 (M<sup>2</sup>)

30 x 60 Exterior Rectificado




Concrete White Ext 30 x 60 cm. Rec **6Z0** A47 (M<sup>2</sup>)  
Concrete Ivory Ext 30 x 60 cm. Rec **6YZ** A47 (M<sup>2</sup>)  
Concrete Sand Ext 30 x 60 cm. Rec **6YY** A47 (M<sup>2</sup>)  
Concrete Beige Ext 30 x 60 cm. Rec **6YX** A47 (M<sup>2</sup>)  
Concrete Grey Ext 30 x 60 cm. Rec **6YV** A47 (M<sup>2</sup>)  
Concrete Graphite Ext 30 x 60 cm. Rec **6YW** A48 (M<sup>2</sup>)

22,5 x 90 Natural Rectificado




Concrete White 22,5 x 90 cm. Rec **70H** A57 (M<sup>2</sup>)  
Concrete Ivory 22,5 x 90 cm. Rec **70G** A57 (M<sup>2</sup>)  
Concrete Sand 22,5 x 90 cm. Rec **70F** A57 (M<sup>2</sup>)  
Concrete Beige 22,5 x 90 cm. Rec **70E** A57 (M<sup>2</sup>)  
Concrete Grey 22,5 x 90 cm. Rec **70C** A57 (M<sup>2</sup>)  
Concrete Graphite 22,5 x 90 cm. Rec **70D** A58 (M<sup>2</sup>)

45 x 90 Natural Rectificado




Concrete White 45 x 90 cm. Rec **71N** A49 (M<sup>2</sup>)  
Concrete Ivory 45 x 90 cm. Rec **71M** A49 (M<sup>2</sup>)  
Concrete Sand 45 x 90 cm. Rec **71L** A49 (M<sup>2</sup>)  
Concrete Beige 45 x 90 cm. Rec **71K** A49 (M<sup>2</sup>)  
Concrete Grey 45 x 90 cm. Rec **71I** A49 (M<sup>2</sup>)  
Concrete Graphite 45 x 90 cm. Rec **71J** A50 (M<sup>2</sup>)

60 x 60 Natural




Concrete White 60 x 60 cm. **6Z6** A40 (M<sup>2</sup>)  
Concrete Ivory 60 x 60 cm. **6Z5** A40 (M<sup>2</sup>)  
Concrete Sand 60 x 60 cm. **6Z4** A40 (M<sup>2</sup>)  
Concrete Beige 60 x 60 cm. **6Z3** A40 (M<sup>2</sup>)  
Concrete Grey 60 x 60 cm. **6Z1** A40 (M<sup>2</sup>)  
Concrete Graphite 60 x 60 cm. **6Z2** A42 (M<sup>2</sup>)

60 x 60 Natural Rectificado



Concrete White 60 x 60 cm. Rec **6ZJ** A47 (M<sup>2</sup>)  
Concrete Ivory 60 x 60 cm. Rec **6ZI** A47 (M<sup>2</sup>)  
Concrete Sand 60 x 60 cm. Rec **6ZH** A47 (M<sup>2</sup>)  
Concrete Beige 60 x 60 cm. Rec **6ZG** A47 (M<sup>2</sup>)  
Concrete Grey 60 x 60 cm. Rec **6ZE** A47 (M<sup>2</sup>)  
Concrete Graphite 60 x 60 cm. Rec **6ZF** A48 (M<sup>2</sup>)


60 x 60 Semipulido Rectificado



Concrete White SP 60 x 60 cm. Rec **8NH** A48 (M<sup>2</sup>)  
Concrete Ivory SP 60 x 60 cm. Rec **8NI** A48 (M<sup>2</sup>)  
Concrete Sand SP 60 x 60 cm. Rec **8NJ** A48 (M<sup>2</sup>)  
Concrete Beige SP 60 x 60 cm. Rec **8NK** A48 (M<sup>2</sup>)  
Concrete Grey SP 60 x 60 cm. Rec **8NG** A48 (M<sup>2</sup>)  
Concrete Graphite SP 60 x 60 cm. Rec **8NF** A49 (M<sup>2</sup>)

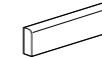
PIEZAS COMPLEMENTARIAS  
SPECIAL PIECES

30 x 30 Mosaico



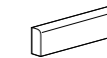
Concrete White Mosaico (5x5) 30 x 30 cm. **7RN** A92 (M<sup>2</sup>)  
Concrete Ivory Mosaico (5x5) 30 x 30 cm. **7RL** A92 (M<sup>2</sup>)  
Concrete Sand Mosaico (5x5) 30 x 30 cm. **7RM** A92 (M<sup>2</sup>)  
Concrete Beige Mosaico (5x5) 30 x 30 cm. **7PV** A92 (M<sup>2</sup>)  
Concrete Grey Mosaico (5x5) 30 x 30 cm. **7RK** A92 (M<sup>2</sup>)  
Concrete Graphite Mosaico (5x5) 30 x 30 cm. **7RJ** A92 (M<sup>2</sup>)

8 x 45 Rodapié Rectificado



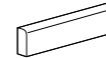
Concrete White Rod 8 x 45 cm. Rec **7MV** A19 (P)  
Concrete Ivory Rod 8 x 45 cm. Rec **7MT** A19 (P)  
Concrete Sand Rod 8 x 45 cm. Rec **7MU** A19 (P)  
Concrete Beige Rod 8 x 45 cm. Rec **7MQ** A19 (P)  
Concrete Grey Rod 8 x 45 cm. Rec **7MS** A19 (P)  
Concrete Graphite Rod 8 x 45 cm. Rec **7MR** A19 (P)

9,6 X 60 Rodapié



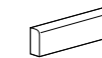
Concrete White Rod 9,6 x 60 cm. **7AQ** A19 (P)  
Concrete Ivory Rod 9,6 x 60 cm. **7AO** A19 (P)  
Concrete Sand Rod 9,6 x 60 cm. **7AP** A19 (P)  
Concrete Beige Rod 9,6 x 60 cm. **7AL** A19 (P)  
Concrete Grey Rod 9,6 x 60 cm. **7AN** A19 (P)  
Concrete Graphite Rod 9,6 x 60 cm. **7AM** A19 (P)

9,6 X 60 Rodapié Rectificado

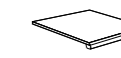


Concrete White Rod 9,6 x 60 cm. Rec **7AW** A20 (P)  
Concrete Ivory Rod 9,6 x 60 cm. Rec **7AU** A20 (P)  
Concrete Sand Rod 9,6 x 60 cm. Rec **7AV** A20 (P)  
Concrete Beige Rod 9,6 x 60 cm. Rec **7AR** A20 (P)  
Concrete Grey Rod 9,6 x 60 cm. Rec **7AT** A20 (P)  
Concrete Graphite Rod 9,6 x 60 cm. Rec **7AS** A20 (P)

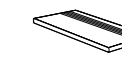
9,6 X 60 Rodapié Semipulido Rectificado



Concrete White SP Rod 9,6 x 60 cm. Rec **8XN** A20 (P)  
Concrete Ivory SP Rod 9,6 x 60 cm. Rec **8XL** A20 (P)  
Concrete Sand SP Rod 9,6 x 60 cm. Rec **8XM** A20 (P)  
Concrete Beige SP Rod 9,6 x 60 cm. Rec **8XI** A20 (P)  
Concrete Grey SP Rod 9,6 x 60 cm. Rec **8XK** A20 (P)  
Concrete Graphite SP Rod 9,6 x 60 cm. Rec **8XJ** A20 (P)



Top



Peldaño

Consultar a fábrica disponibilidad de piezas  
Consult factory for parts availability



Concrete Graphite

POLIVALENTE MULTI-FLOOR TILE		PORCELÁNICO PORCELAIN TILE		COLOR EN MASA COLOURED BISCUIT		ESPESOR 11 THICKNESS		ESPESOR 10,5 THICKNESS		ESPESOR 9,5 THICKNESS		RECTIFICADO RECTIFIED		JUNTA 4+ JOINT		MEDIA AVERAGE SHADED		ALTERNATIVO DESIGN ALTERNATIVE DESIGN		NO REPETITIVO NON-REPEATING		VIVIENDAS HOME HOME		COMERCIOS STORES STORES		RESISTENTE HYGIENIC HYGIENIC		EXTERIOR EXTERIOR EXTERIOR		INTERIOR INTERIOR INTERIOR		ANTIMIELO FROST PROOF FROST PROOF		A.DOMÉSTICO ANTISLIP NON-SLIP VALUE		UNE EN12623 CTE 3 NON-SLIP VALUE		UNE EN12623 CTE 1 NON-SLIP VALUE		DIN 51130 R11 TEST DIN 51130		DIN 51130 R9 TEST DIN 51130	
---------------------------------	--	-------------------------------	--	-----------------------------------	--	-------------------------	--	---------------------------	--	--------------------------	--	--------------------------	--	-------------------	--	-------------------------	--	--	--	--------------------------------	--	------------------------	--	----------------------------	--	---------------------------------	--	-------------------------------	--	-------------------------------	--	--------------------------------------	--	--	--	-------------------------------------	--	-------------------------------------	--	---------------------------------	--	--------------------------------	--