

The Room 65



GRES PORCELLANATO A TUTTO SPESSORE

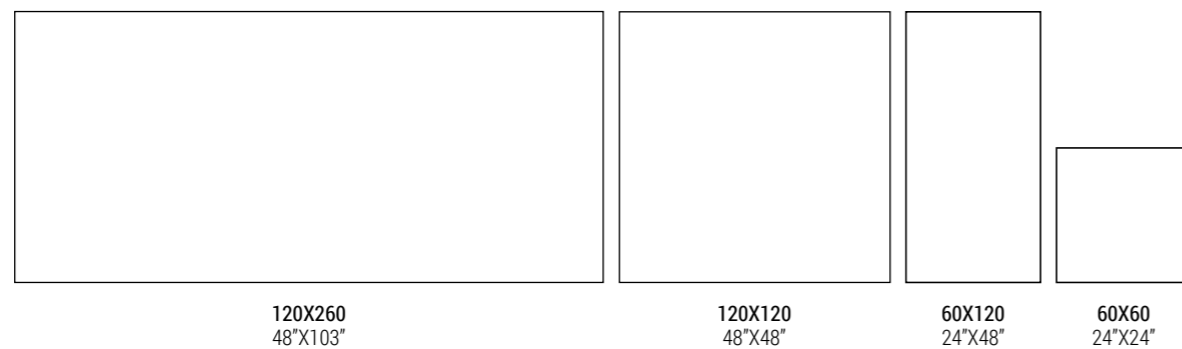
FULL BODY PORCELAIN TILE / GRÈS CÉRAME PLEINE MASSE / DURCHGEFÄRBTES FEINSTEINZEUG
GRES PORCELÁNICO A TODA MASA / ПОЛНОТЕЛЫЙ КЕРАМОГРАНИТ / 通体瓷质砖

ISO 13006 - G - Bla UGL (E ≤ 0,5%) UNI EN 14411 - G





FORMATI

SIZES / FORMATS / FORMATE / FORMATOS / ФОРМАТЫ / 规格




SUPERFICI

SURFACES / SURFACES / OBERFLÄCHEN / SUPERFICIES / ПОВЕРХНОСТИ / 表面



COLORI

COLOURS / COULEURS / FARBEN / COLORES / ЦВЕТА / 颜色



The Room 65



STA VP6 260 LP - STA VP6 120 LP

The Room 65




SAN PE6 12 LP - GHEPARD6 12LP - CRE DL6 120 RM



CRE DL6 260 LP - KOALA6 2424BSRM







Marble

STA VP

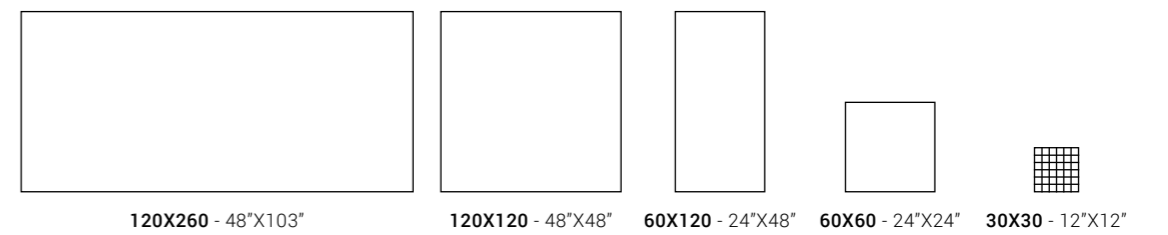


	STA VP6 260 RM	STA VP6 120 RM	STA VP6 12 RM	STA VP6 60 RM	MK.STA VP6 30
	STA VP6 260 LP	STA VP6 120 LP	STA VP6 12 LP	STA VP6 60 LP	



CRE DL

Marble

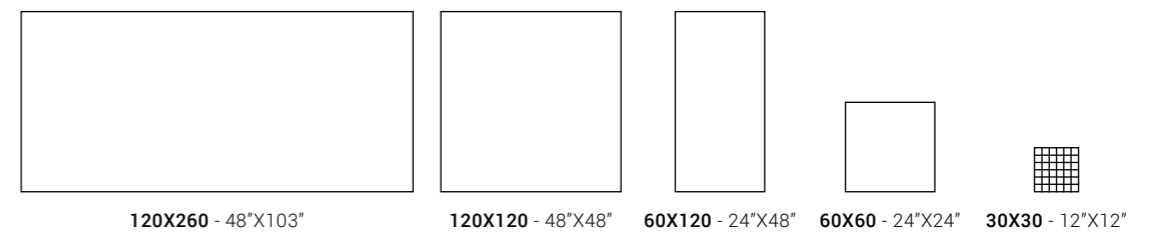






	LI	N	○	CRE DL6 260 RM	CRE DL6 120 RM	CRE DL6 12 RM	CRE DL6 60 RM	MK.CRE DL6 30
	LI	LP	⊗	CRE DL6 260 LP	CRE DL6 120 LP	CRE DL6 12 LP	CRE DL6 60 LP	




SAN PE

Marble





	LI	N		SAN PE6 260 RM	SAN PE6 120 RM	SAN PE6 12 RM	SAN PE6 60 RM	MK.SAN PE6 30
	LI	LP		SAN PE6 260 LP	SAN PE6 120 LP	SAN PE6 12 LP	SAN PE6 60 LP	



INF BR

Marble



	LI	N	○	INF BR6 260 RM	INF BR6 120 RM	INF BR6 12 RM	INF BR6 60 RM	MK.INF BR6 30
	LI	LP	⊗	INF BR6 260 LP	INF BR6 120 LP	INF BR6 12 LP	INF BR6 60 LP	



GHEPARD6 260LP △
120x260-48"x103"



ZEBRA6 260LP △
120x260-48"x103"



GHEPARD6 120LP △
120x120-48"x48"



GHEPARD6 12LP △
60x120-24"x48"



ZEBRA6 120LP △
120x120-48"x48"




ZEBRA6 12LP △
60x120-24"x48"

The Room 65

PEZZI SPECIALI

SPECIAL PIECES / PIÈCES SPÉCIALES / SONDERPREISE / PIEZAS ESPECIALES / СПЕЦИАЛЬНЫЕ ЭЛЕМЕНТЫ / 特制件



6X120-2.4\"/>



6X120-2.4\"/>

STA VP	STA VP6 BT120
CRE DL	CRE DL6 BT120
SAN PE	SAN PE6 BT120
INF BR	INF BR6 BT120

STA VP LP	STA VP6 BT120LP
CRE DL LP	CRE DL6 BT120LP
SAN PE LP	SAN PE6 BT120LP
INF BR LP	INF BR6 BT120LP

CARATTERISTICHE TECNICHE SPECIFICHE

TECHNICAL FEATURES SPECIFICATIONS / CARACTÉRISTIQUES TECHNIQUES SPÉCIFIQUE / TECHNISCHE EIGENSCHAFTEN
CARACTERÍSTICAS TÉCNICAS ESPECÍFICAS / ТРЕБУЕМЫЕ ТЕХНИЧЕСКИЕ ХАРАКТЕРИСТИКИ / 特殊技术规格

THE ROOM	DIN 51130 (R)	DIN 51097 (A+B+C)	BCR REP. CEC 6/81		DM 14/6/89 N. 236		PENDULUM TEST BS (INGLESE)	PENDULUM TEST AS/NZS 4856:2004 (AUSTRALIANO)	PENDULUM TEST UNE ENV 12633:2003 (SPAGNOLO)	BOT 3000 (DCOF)
			G.A.	G.B.	C.A.	G.B.				
	R9	A	>0.4	>0.4	>0.4	>0.4	>25	>25	1	>0,42



INF BR6 120 LP - INF BR6 260 LP - INF BR6 120 RM - PRU 120DG RM