

T O B E



T O B E

100x100 . 40"x40" | 50x100 . 20"x40"
60x120 . 24"x48" | 60x60 . 24"x24" | 30x60 . 12"x24"
80x80 . 32"x32" | 80x80 . 32"x32" **19MM**

80x180 . 32"x72" | 20x180 . 8"x72"
15x120 . 6"x48"

80x180 . 32"x72" | 180x20 . 72"x8" | 100x100 . 40"x40"
50x100 . 20"x40" | 60x120 . 24"x48"
60x60 . 24"x24" | 30x60 . 12"x24"

TO BE CONCRETE

ANTRACITE
CORDA
GESSO
GRIGIO
PELTRO

TO BE RESIN

ANTRACITE
CORDA
GESSO
GRIGIO
PELTRO

TO BE MARBLE

PORTORO
RENOIR
STATUARIO



Una ricerca trasversale su marmi, cemento e legno ha dato vita a un'originale proposta ceramica in cui l'uso creativo di differenti materiali, colori, formati e superfici permette di creare ambienti autentici e capaci di trasmettere grandi emozioni.

A cross-cutting study involving marble, cement and wood has generated an unusual ceramic product where the creative use of different materials, colours, sizes and surface finishes gives rise to authentic surroundings, capable of conveying great emotions.

Une recherche transversale sur des marbres, du ciment et du bois a donné naissance à une collection céramique originale où l'utilisation innovante de différents matériaux, couleurs, formats et surfaces permet de créer des espaces authentiques, en mesure de transmettre de grandes émotions.

Eine transversale Forschung über Marmor, Zement und Holz hat eine originelle Keramiklösung hervorgebracht, in der der kreative Einsatz verschiedener Materialien, Farben, Formaten und Oberflächen es ermöglicht, authentische Räumlichkeiten zu schaffen, die große Emotionen vermitteln.

Всеобъемлющее исследование мрамора, цемента и дерева вдохнуло жизнь в оригинальное предложение такой керамики, у которой креативная сторона разных материалов, цветов, форматов и поверхностей позволяет создавать эффектные интерьеры, способные оставлять сильные впечатления.

ANTRACITE_GESSO

by **TO BE CONCRETE & RESIN**

STILE MODERN CHIC PER UNA DIMORA SIGNORILE, CARATTERIZZATA DA UN DESIGN PULITO E LINEARE CHE NON DISDEGNA TOCCHI DI ORIGINALITÀ, PER RENDERE UNICO E PERSONALE LO STILE DI VITA.

Modern chic style for a refined home, designed with clean lines that also embrace touches of originality, to create a unique and personal lifestyle.

Style moderne et chic pour une habitation de standing, caractérisée par un design épuré et linéaire qui ne dédaigne pas les touches d'originalité, pour un style de vie unique et personnel.

Ein schicker moderner Stil für ein herrschaftliches Haus, das sich durch ein sauberes und geradliniges Design auszeichnet, das auch auf originelle Elemente setzt, um einen einzigartigen und persönlichen Lebensstil zu schaffen.

Стиль современный шик в престижном жилье, оформленном в чистом и линейном дизайне, не отказывающемся от штрихов оригинальности, сделает стиль жизни единственным и неповторимым.



ANTRACITE_GESSO

TO BE RESIN ANTRACITE
20x180 . 8"x72" RETT
TO BE CONCRETE GESSO
mosaico bricks 30x60 . 12"x24" RETT

ANTRACITE_GESSO

TO BE RESIN ANTRACITE

20x180 . 8"x72" RETT

TO BE CONCRETE GESSO


50x100 . 20"x40" RETT

mosaico bricks 30x60 . 12"x24" RETT



ANTRACITE

TO BE RESIN ANTRACITE
20x180 . 8"x72" RETT
(TAVOLO: TO BE MARBLE STATUARIO)



ANTRACITE_GESSO

TO BE CONCRETE ANTRACITE
60x120 . 24"x48" RETT
TO BE CONCRETE PELTRO
ventaglio 30x30 . 12"x12"
TO BE CONCRETE GESSO
60x60 . 24"x24" RETT
ventaglio 30x30 . 12"x12"
righe 30x30 . 12"x12"



ANTRACITE

TO BE CONCRETE ANTRACITE
80x80 . 32"x32" RETT 19MM R11
PEZZI SPECIALI 19MM R11



C O R D A

by **TO BE RESIN . CONCRETE & MARBLE**

ATMOSFERA ACCOGLIENTE
E TONALITÀ DELICATE.
BENVENUTI IN UNA CASA
DAL DESIGN ESSENZIALE
E ARMONICO NELLE
LINEE E NEI COLORI, CHE
SORPRENDE NELLA FINEZZA
DEL DETTAGLIO.

*A congenial
atmosphere and
mellow colour
shades. Welcome
to a home designed
to incorporate
essential, harmonic
lines and colours,
with a remarkable
attention to the fine
detail.*

*Atmosphère
accueillante et
tonalités délicates.
Bienvenue dans une
maison au design
essentiel et harmo-
nieux au niveau des
lignes et des cou-
leurs, qui surprend
par le raffinement
des détails.*

*Gemütliche
Atmosphäre und zarte
Farbtöne. Willkommen
in einem Haus, das
von einem essentiellen
Design und
harmonischen Linien
und Farben zeugt,
dessen feine Details
für Überraschung
sorgen.*

*Уютная атмосфера
и нежные тона.
Добро пожаловать
в дом со строгим
дизайном и
гармоничными
линиями и цветами,
удивляющий
изысканностью
деталей.*



C O R D A

TO BE RESIN CORDA
20x180 . 8"x72" RETT
battiscopa 9,8x120 . 37/8"x48" RETT



C O R D A

TO BE RESIN CORDA

20x180 . 8"x72" RETT

battiscopa 9,8x120 . 3⁷/₈"x48" RETT

TO BE CONCRETE CORDA

60x120 . 24"x48" RETT

C O R D A

TO BE CONCRETE CORDA
100x100 . 40"x40" RETT



CORDA_STATUARIO

TO BE CONCRETE CORDA
60x60 . 24"x24" RETT



TO BE CONCRETE CORDA
60x60 . 24"x24" RETT
TO BE MARBLE STATUARIO
60x120 . 24"x48" RETT
mosaico tessera 5x5 . 2"x2" RETT

G E S S O

by **TO BE CONCRETE & RESIN**

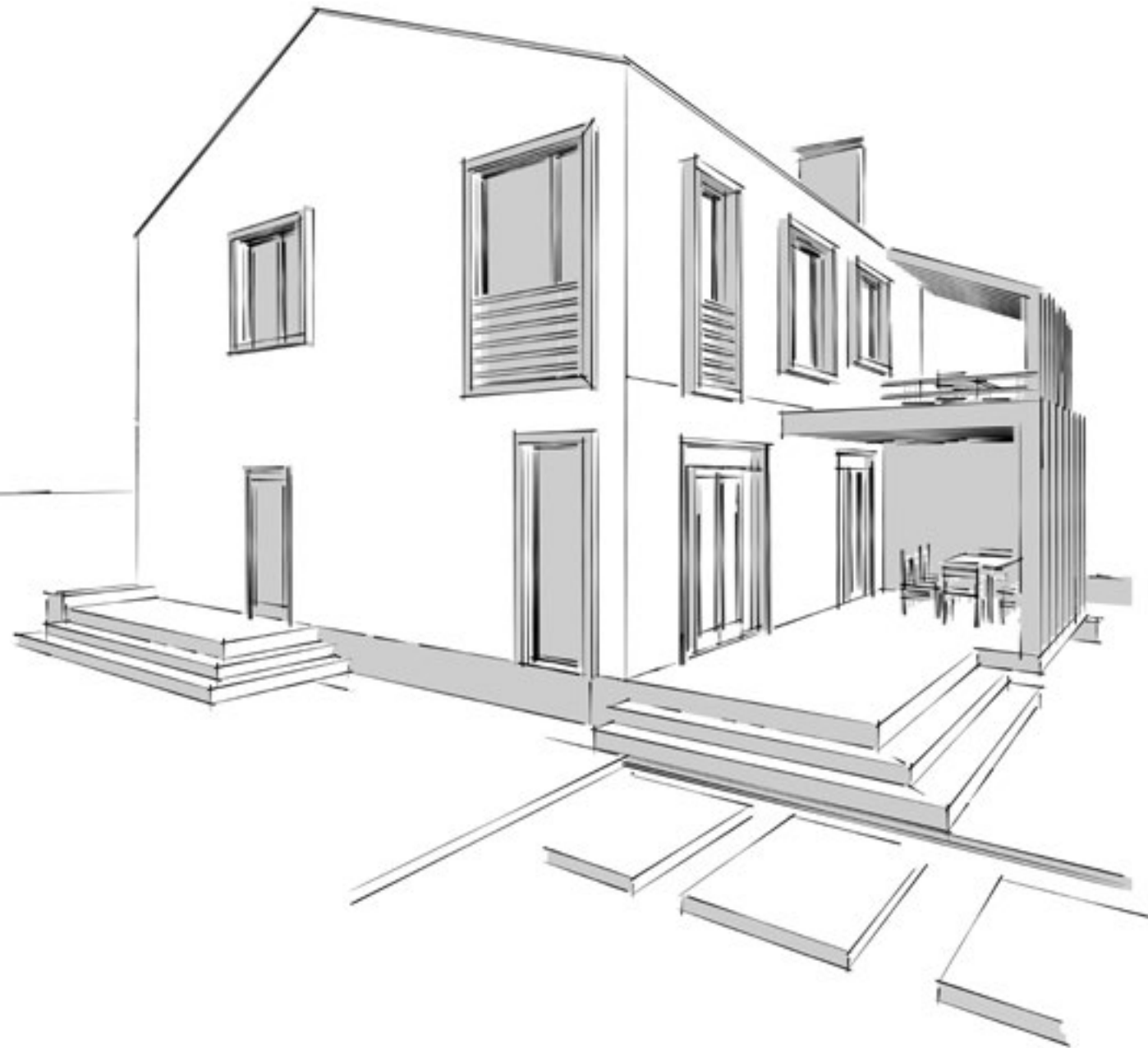
LOOK TOTAL WHITE PER UNA DIMENSIONE DELL'ABITARE ALL'INSEGNA DELLA LUCE E DI UN'ELEGANZA SENZA TEMPO. MATERIALI E ARREDO DONANO AGLI SPAZI UN'ATMOSFERA SUGGESTIVA, SOSPESA TRA PASSATO E PRESENTE.

A total white look creates a new dimension in living spaces – one of light and timeless elegance. Materials and furnishings give the surroundings an evocative atmosphere, suspended between past and present.

Total look blanc pour une dimension de l'habiter sous le signe de la lumière et d'une élégance intemporelle. Les matériaux et la décoration confèrent aux espaces une atmosphère suggestive, suspendue entre passé et présent.

Total White Look für eine Dimension des Wohnens im Zeichen von Licht und zeitloser Eleganz. Materialien und Möbel verleihen den Räumen eine suggestive Atmosphäre, die zwischen Vergangenheit und Gegenwart schwebt.

Полностью белый образ для оформления дома в светлом стиле, не знаящем времени. Используемые для отделки материалы создают эффектную атмосферу, парящую между прошлым и настоящим.



G E S S O

TO BE CONCRETE GESSO
100x100 . 40"x40" RETT

GESSO

TO BE CONCRETE GESSO
100x100 . 40"x40" RETT



GESSO

TO BE RESIN GESSO
80x180 . 32"x72" RETT



GESSO

TO BE RESIN GESSO
15x120 . 6"x48" RETT



TO BE RESIN GESSO
15x120 . 6"x48" RETT
TO BE CONCRETE PELTRO
mosaico tessera 5x5 . 2"x2" RETT

GESSO _ GRIGIO

by **TO BE RESIN & CONCRETE**

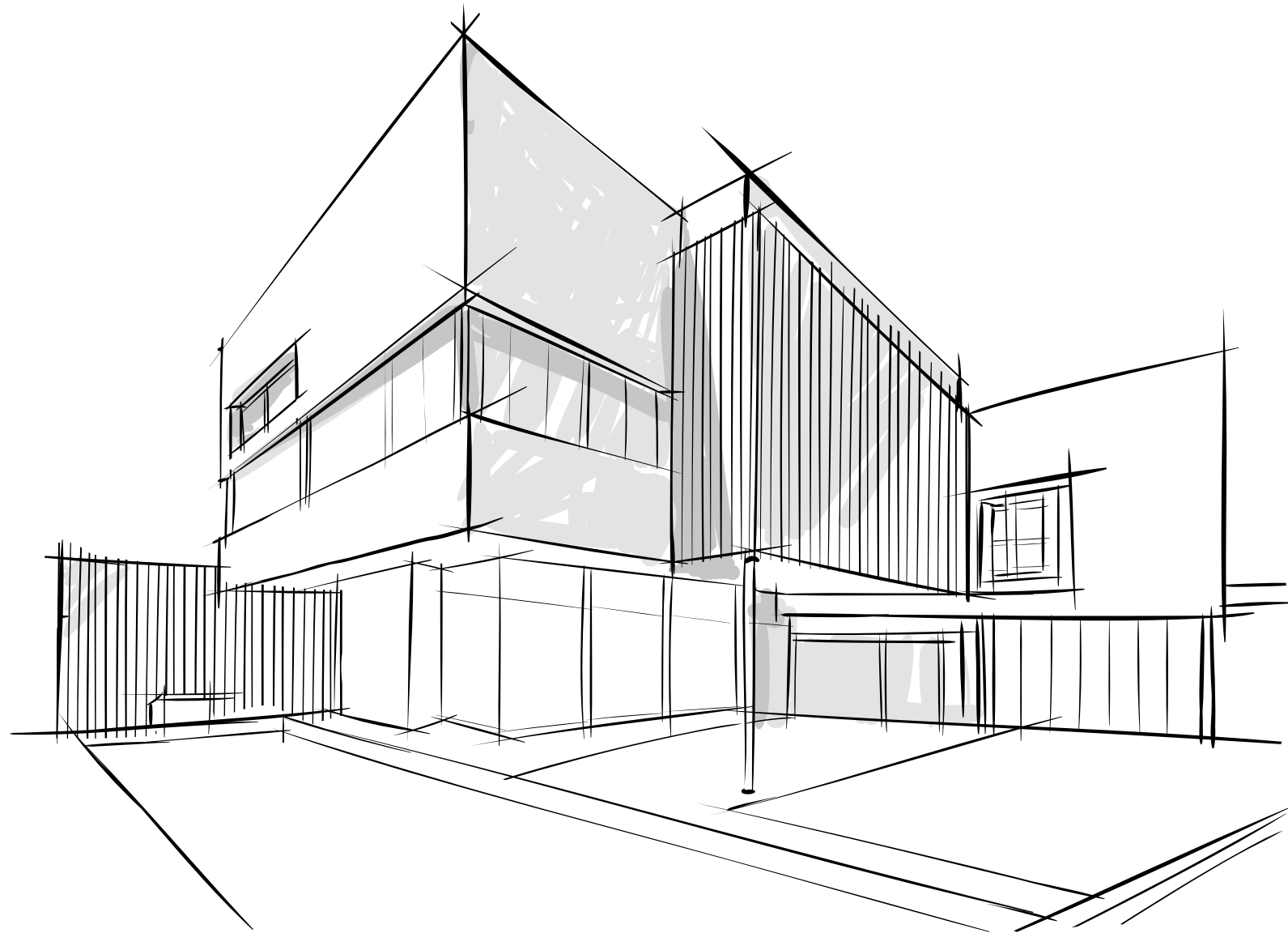
TRASPARENTE, RIFLETTENTE,
DIAFANO. IL GRIGIO È IL
COLORE CHE PIÙ DI TUTTI È
SFONDO IDEALE PER ESALTARE
GLI ELEMENTI DELLA SCENA,
QUALITÀ ESSENZIALE NEGLI
SPAZI ARCHITETTONICI DI OGGI.

*Pale, transparent
and reflective, grey
is the colour that,
more than any other,
creates an ideal
background to show
off the elements
on the stage, an
essential quality in
today's architectural
spaces.*

*Transparent,
réfléchissant, diapha-
ne. Le gris consti-
tue, plus que toute
autre couleur, le fond
idéale pour exalter
les éléments de la
scène, une qualité
essentielle dans les
espaces architectu-
raux modernes.*

*Transparent, reflektie-
rend, durchsichtig.
Grau ist die Farbe, die
vor allen anderen der
ideale Hintergrund ist,
um die Elemente der
Szene hervorzuheben
- eine wesentliche
Eigenschaft in den
heutigen architektoni-
schen Räumen.*

*Прозрачный,
отражающий,
просвечивающийся.
Серый - это такой
цвет, который больше
всех остальных
может выступить
в роли идеального
фона для современных
архитектурных
пространств.*



GESSO _ GRIGIO

TO BE RESIN GESSO
15x120 . 6"x48" RETT
TO BE CONCRETE GRIGIO
100x100 . 40"x40" RETT


GESSO_GRIGIO

TO BE RESIN GESSO
15x120 . 6"x48" RETT
TO BE CONCRETE GRIGIO
100x100 . 40"x40" RETT



GESSO_GRIGIO

TO BE RESIN GRIGIO
80x180 . 32"x72" RETT
battiscopa 9,8x120 . 3⁷/₈"x48" RETT
gradone square assemblato (comp. 2 pz) 30x120x3,3 . 12"x48"x1⁵/₁₆" RETT



TO BE RESIN GRIGIO
80x180 . 32"x72" RETT
battiscopa 9,8x120 . 3⁷/₈"x48" RETT
gradone square assemblato (comp. 2 pz) 30x120x3,3 . 12"x48"x1⁵/₁₆" RETT

GRIGIO

TO BE RESIN GRIGIO
80x80 . 32"x32" RETT R11

PELTRO

by **TO BE RESIN & CONCRETE**



IL NOME DI UN'ANTICA LEGA METALLICA RIVIVE OGGI NEI COLORI CHE VESTONO AMBIENTI RAFFINATI, DAL DESIGN INDUSTRIAL-CHIC. PROFONDITÀ E LEGGEREZZA CARATTERIZZANO UN'ARCHITETTURA SEMPRE ATTUALE.

The features of pewter, an ancient metal alloy, come alive again today in the colours used to decorate refined surroundings with industrial chic interior design. Depth and lightness characterize an architectural style that is always cutting-edge.

Le nom d'un ancien alliage métallique revit aujourd'hui dans les couleurs qui habillent des espaces raffinés, au design industriel chic. Profondeur et légèreté, telles sont les caractéristiques d'une architecture toujours actuelle.

Der Name einer alten Metalllegierung wird jetzt in den Farben wieder zum Leben erweckt, die feine Räumlichkeiten im industriell-schicken Design kleiden. Tiefe und Leichtigkeit kennzeichnen eine Architektur, die immer auf dem neuesten Stand ist.

Сегодня название старинного металлического сплава оживает в цветах, оформляющих изысканные интерьеры с дизайном промышленный шик. Глубина и легкость характеризуют всегда актуальную архитектуру.



GRIGIO

TO BE RESIN PELTRO
20x180 . 8"x72" RETT
TO BE CONCRETE
inserto to be s/4 gesso 60x60 . 24"x24" RETT

PELTRO

TO BE RESIN PELTRO
20x180 . 8"x72" RETT
TO BE CONCRETE
inserto to be s/4 gesso 60x60 . 24"x24" RETT



PELTRO

TO BE RESIN PELTRO
20x180 , 8"x72" RETT



PELTRO

TO BE CONCRETE PELTRO
60x120 . 24"x48" RETT
mosaico scaglie 24x29 . 97/16"x117/16"



TO BE CONCRETE PELTRO
60x120 . 24"x48" RETT
mosaico scaglie 24x29 . 97/16"x117/16"

PORTORO_STATUARIO_GRIGIO

by **TO BE CONCRETE & MARBLE**


PRONTO A SFIDARE IL TEMPO,
IL MARMO ATTRAVERSA LA
STORIA E ARRIVA A NOI,
ELEGANTE E RAFFINATO.
NELLE SUE VARIANTI,
DECLINA LO SPIRITO DI UN
MATERIALE CHE CONTINUA
AD AFFASCINARE.

*Well able to stand the
test of time, marble
has survived through
the ages and come
down to us with
its elegant, refined
qualities. In its various
forms, it expresses the
spirit of a material that
continues to charm.*

*Prêt à défier le
temps, le marbre
traverse l'histoire
pour arriver jusqu'à
nous élégant et
raffiné. C'est dans
ses variantes que se
décline l'esprit d'un
matériau éternellem-
ent fascinant.*

*Marmor ist bereit, die
Zeit herauszufordern!
Es durchquert die Ge-
schichte und gelangt
bis zu uns, elegant
und raffiniert zugleich.
In seinen Varianten
durchlebt es den Geist
eines Materials, das
nach wie vor fasziniert.*

*Готовый бросить
вызов истории, мрамор
переживает ее и доходит
до наших дней со всей
его элегантностью и
изысканностью. Во всех
своих вариантах он
отражает дух такого
материала, который
продолжает очаровывать.*



STATUARIO

TO BE MARBLE STATUARIO
pannello 5 (comp. 5 pz) 400x180 . 157 1/2"x72" SATIN-RETT



STATUARIO_PORTORO_GRIGIO

TO BE MARBLE STATUARIO
pannello 5 (comp. 5 pz) 400x180 . 157 $\frac{1}{2}$ "x72" SATIN-RETT
TO BE MARBLE PORTORO
100x100 . 40"x40" LUX-RETT
TO BE CONCRETE GRIGIO
60x60 . 24"x24" RETT - 30x60 . 12"x24" RETT
80x80 . 32"x32" RETT




PORTORO

TO BE MARBLE PORTORO
100x100 . 40"x40" LUX-RETT



STATUARIO_PORTORO_GRIGIO

TO BE MARBLE STATUARIO
pannello 5 (comp. 5 pz) 400x180 . 157¹/₂"x72" SATIN-RETT
TO BE MARBLE PORTORO
100x100 . 40"x40" LUX-RETT



TO BE MARBLE STATUARIO
pannello 5 (comp. 5 pz) 400x180 . 157¹/₂"x72" SATIN-RETT
TO BE MARBLE PORTORO
100x100 . 40"x40" RETT LUX-RETT
TO BE CONCRETE GRIGIO
60x60 . 24"x24" RETT - 30x60 . 12"x24" RETT
80x80 . 32"x32" RETT

STATUARIO

TO BE MARBLE STATUARIO
100x100 . 40"x40" LUX-RETT

RENOIR _ ANTRACITE

by **TO BE CONCRETE & MARBLE**

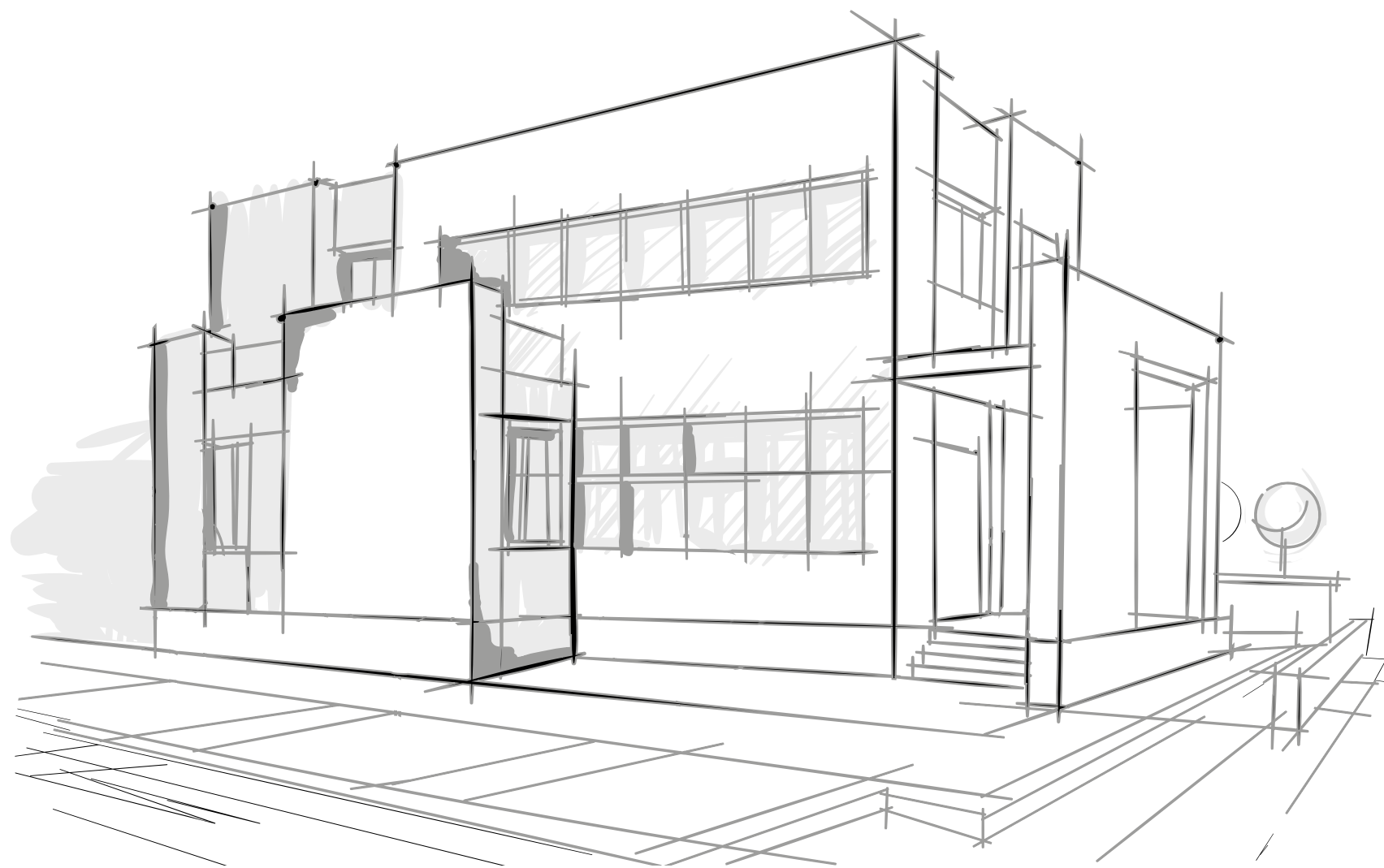
CREATIVITÀ E INNOVAZIONE
CARATTERIZZANO QUESTA
PROPOSTA IN CUI IL SAPIENTE
MIX FRA DIFFERENTI MATERIALI
E UN'ACCURATA SELEZIONE
DI ARREDI DI DESIGN CREA
EFFETTI DI NOTEVOLE PREGIO.

*Creativity and
innovation characterize
this product in which
wise combinations
of different materials
along with carefully
selected design
furnishings create
effects of outstanding
quality.*

*Caractérisée par
la créativité et
l'innovation, cette
collection mélange
savamment les
différents matériaux et
choisit minutieusement
les décorations design
en créant des effets
extrêmement raffinés.*

*Kreativität und
Innovation kennzei-
chnen diese Lösun-
g, in der der kluge Mix
aus verschiedenen
Materialien und einer
sorgfältigen Auswahl
von Designmöbeln
eine effektvolle edle
Wirkung herbeizaubert.*

*Этому предложению, в
котором удачная смесь
разных материалов
и тщательный
выбор дизайнерского
оформления создают
престижный эффект,
свойственна
креативность и
инновация.*



RENOIR ANTRACITE

TO BE MARBLE RENOIR
100x100 . 40"x40" LUX-RETT

RENOIR_ANTRACITE

TO BE MARBLE RENOIR
100x100 . 40"x40" LUX-RETT
TO BE CONCRETE ANTRACITE
100x100 . 40"x40" RETT



RENOIR

TO BE MARBLE RENOIR
pannello 5 (comp. 5 pz) 400x180 . 157¹/₂"x72" SATIN-RETT
100x100 . 40"x40" LUX-RETT
60x120 . 24"x48" LUX-RETT
mosaico tessera 2,2x2,2 . 7/₈"x7/₈" LUX-RETT



RENOIR

TO BE MARBLE RENOIR
100x100 . 40"x40" LUX-RETT
60x120 . 24"x48" LUX-RETT
mosaico tessera 2,2x2,2 . 7/8"x7/8" LUX-RETT



TO BE MARBLE RENOIR
pannello 5 (comp. 5 pz) 400x180 . 157 1/2"x72" SATIN-RETT
100x100 . 40"x40" LUX-RETT

ANTRACITE

TO BE CONCRETE ANTRACITE
80x80 . 32"x32" RETT 19MM R11
PEZZI SPECIALI 19MM R11



TO BE

MARBLE_CONCRETE_RESIN



MARBLE_RENOIR



80x180 . 32"x72" 180x20 . 72"x8" 100x100 . 40"x40" 50x100 . 20"x40" 60x120 . 24"x48" 60x60 . 24"x24" 30x60 . 12"x24"



TO BE RENOIR
80x180 . 32"x72" LUX-RETT
80x180 . 32"x72" SATIN-RETT



* TO BE RENOIR
180x20 . 72"x8" LUX-RETT
180x20 . 72"x8" SATIN-RETT

* A disposizione solo su richiesta.
Available upon request only.
Disponible seulement sur requête.
Verfügbar auf Anfrage.
Изготавливается только по специальной заявке.

8,5 mm - 5/16"
spessore
thickness
épaisseur
stärke
толщина



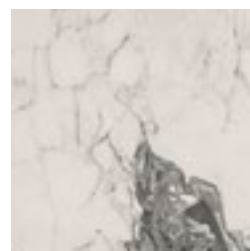
TO BE RENOIR
100x100 . 40"x40" LUX-RETT
100x100 . 40"x40" SATIN-RETT



TO BE RENOIR
50x100 . 20"x40" LUX-RETT
50x100 . 20"x40" SATIN-RETT



TO BE RENOIR
60x120 . 24"x48" RETT
60x120 . 24"x48" LUX-RETT



TO BE RENOIR
60x60 . 24"x24" RETT
60x60 . 24"x24" LUX-RETT



TO BE RENOIR
30x60 . 12"x24" RETT
30x60 . 12"x24" LUX-RETT

10 mm - 3/8"
spessore
thickness
épaisseur
stärke
толщина




TO BE RENOIR PANNELLO 5 (comp 5 pz)
400x180 . 157 1/2"x72" LUX-RETT
400x180 . 157 1/2"x72" SATIN-RETT




MARBLE_STATUARIO



80x180 . 32"x72" 180x20 . 72"x8" 100x100 . 40"x40" 50x100 . 20"x40" 60x120 . 24"x48" 60x60 . 24"x24" 30x60 . 12"x24"



TO BE STATUARIO
80x180 . 32"x72" LUX-RETT
80x180 . 32"x72" SATIN-RETT




* TO BE STATUARIO
180x20 . 72"x8" LUX-RETT
180x20 . 72"x8" SATIN-RETT

* A disposizione solo su richiesta.
Available upon request only.
Disponible seulement sur requête.
Verfügbar auf Anfrage.
Изготавливается только по специальной заявке.


8,5 mm - 5/16"
spessore
thickness
épaisseur
stärke
толщина



TO BE STATUARIO PANNELLO 5 (comp 5 pz)
400x180 . 157 1/2"x72" LUX-RETT
400x180 . 157 1/2"x72" SATIN-RETT




TO BE STATUARIO
100x100 . 40"x40" LUX-RETT
100x100 . 40"x40" SATIN-RETT




TO BE STATUARIO
50x100 . 20"x40" LUX-RETT
50x100 . 20"x40" SATIN-RETT



TO BE STATUARIO
60x120 . 24"x48" RETT
60x120 . 24"x48" LUX-RETT



TO BE STATUARIO
60x60 . 24"x24" RETT
60x60 . 24"x24" LUX-RETT



TO BE STATUARIO
30x60 . 12"x24" RETT
30x60 . 12"x24" LUX-RETT

10 mm - 3/8"
spessore
thickness
épaisseur
stärke
толщина



MARBLE_PORTORO



80x180 . 32"x72" 180x20 . 72"x8" 100x100 . 40"x40" 50x100 . 20"x40" 60x120 . 24"x48" 60x60 . 24"x24" 30x60 . 12"x24"




TO BE PORTORO
80x180 . 32"x72" LUX-RETT



* TO BE PORTORO
180x20 . 72"x8" LUX-RETT

* A disposizione solo su richiesta.
Available upon request only.
Disponible seulement sur requête.
Verfügbar auf Anfrage.
Изготавливается только по специальной заявке.


8,5 mm spessore
thickness
épaisseur
stärke
толщина




TO BE PORTORO
100x100 . 40"x40" LUX-RETT



TO BE PORTORO
50x100 . 20"x40" LUX-RETT



TO BE PORTORO
60x120 . 24"x48" LUX-RETT



TO BE PORTORO
60x60 . 24"x24" LUX-RETT



TO BE PORTORO
30x60 . 12"x24" LUX-RETT

10 mm spessore
thickness
épaisseur
stärke
толщина




Mosaici . Mosaics . Mosaïques . Mosaiken . Мозаика



MOSAICO TO BE RENOIR
30x30 . 12"x12" RETT
(tessera 5x5 . 2"x2")




MOSAICO TO BE STATUARIO
30x30 . 12"x12" RETT
(tessera 5x5 . 2"x2")




MOSAICO TO BE PORTORO
30x30 . 12"x12" RETT
(tessera 5x5 . 2"x2")


10 mm spessore
thickness
épaisseur
stärke
толщина



MOSAICO TO BE RENOIR
30x30 . 12"x12" LUX-RETT
(tessera 2,2x2,2 . 7/8"x7/8")

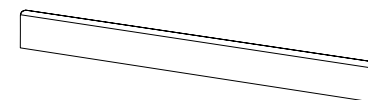


MOSAICO TO BE STATUARIO
30x30 . 12"x12" LUX-RETT
(tessera 2,2x2,2 . 7/8"x7/8")



MOSAICO TO BE PORTORO
30x30 . 12"x12" LUX-RETT
(tessera 2,2x2,2 . 7/8"x7/8")

Pezzi Speciali . Trims . Pièces Spéciales . Formstücke . Специальные изделия



BATTISCOPA
6,5x100 . 2⁹/₁₆"x32" SATIN-RETT
6,5x100 . 2⁹/₁₆"x32" LUX-RETT

8,5 mm spessore
thickness
épaisseur
stärke
толщина



BATTISCOPA
6,5x60 . 2⁹/₁₆"x24" RETT
6,5x60 . 2⁹/₁₆"x24" LUX-RETT

10 mm spessore
thickness
épaisseur
stärke
толщина

CONCRETE_ANTRACITE



100x100 . 40"x40" 50x100 . 20"x40" 60x120 . 24"x48" 60x60 . 24"x24" 30x60 . 12"x24" 80x80 . 32"x32"



TO BE ANTRACITE
100x100 . 40"x40" RETT



TO BE ANTRACITE
50x100 . 20"x40" RETT

8,5 mm - 5/16"
spessore
thickness
épaisseur
stärke
толщина



TO BE ANTRACITE
80x80 . 32"x32" RETT
80x80 . 32"x32" RETT R11

10 mm - 3/8"
spessore
thickness
épaisseur
stärke
толщина



TO BE ANTRACITE
60x120 . 24"x48" RETT




TO BE ANTRACITE
60x60 . 24"x24" RETT



TO BE ANTRACITE
30x60 . 12"x24" RETT



MOSAICO TO BE ANTRACITE
30x30 . 12"x12" RETT
(tessera 5x5 . 2"x2")



MOSAICO BRICKS TO BE ANTRACITE
30x60 . 12"x24" RETT



MOSAICO SCAGLIE* ANTRACITE
24x29 . 9 7/16" x 11 7/16"

CONCRETE_CORDA



100x100 . 40"x40" 50x100 . 20"x40" 60x120 . 24"x48" 60x60 . 24"x24" 30x60 . 12"x24" 80x80 . 32"x32"



TO BE CORDA
100x100 . 40"x40" RETT



TO BE CORDA
50x100 . 20"x40" RETT

8,5 mm - 5/16"
spessore
thickness
épaisseur
stärke
толщина



TO BE CORDA
80x80 . 32"x32" RETT
80x80 . 32"x32" RETT R11

10 mm - 3/8"
spessore
thickness
épaisseur
stärke
толщина



TO BE CORDA
60x120 . 24"x48" RETT




TO BE CORDA
60x60 . 24"x24" RETT



TO BE CORDA
30x60 . 12"x24" RETT



MOSAICO TO BE CORDA
30x30 . 12"x12" RETT
(tessera 5x5 . 2"x2")



MOSAICO BRICKS TO BE CORDA
30x60 . 12"x24" RETT



MOSAICO SCAGLIE* CORDA
24x29 . 9 7/16" x 11 7/16"

*Il mosaico SCAGLIE si posa con la scaglia verso il basso e non prevede stuccatura, evitare la collocazione in box doccia o in zone in cui è presente lo scorrimento di acqua continua.
*Layout suggestions: please install SCAGLIE mosaic only vertically. This trim cannot be grouted, therefore we strongly advise against installation for areas in direct contact with water as shower walls.

*Poser la mosaïque "SCAGLIE" avec la partie proéminente vers le bas. Cet élément n'étant pas à rejointoyer il est, de ce fait, déconseillé de l'utiliser sur des parois verticales sujettes à des ruissellements d'eau comme par exemple les murs intérieurs d'une cabine de douche.
*Verlegungshinweise: das Mosaik "SCAGLIE" mit dem hervorstehenden Teil nach unten verlegen. Das Formteil kann nicht verfügt werden, deshalb ist die Verwendung an der Wand in Bereichen wie Dusche zu vermeiden, comme la zone intérieure d'un box de douche.


CONCRETE_GESSO



100x100 . 40"x40" 50x100 . 20"x40" 60x120 . 24"x48" 60x60 . 24"x24" 30x60 . 12"x24" 80x80 . 32"x32"



TO BE GESSO
100x100 . 40"x40" RETT



TO BE GESSO
50x100 . 20"x40" RETT

8,5 mm - 5/16"
spessore
thickness
épaisseur
stärke
толщина




TO BE GESSO
80x80 . 32"x32" RETT

10 mm - 3/8"
spessore
thickness
épaisseur
stärke
толщина



TO BE GESSO
60x120 . 24"x48" RETT




TO BE GESSO
60x60 . 24"x24" RETT



TO BE GESSO
30x60 . 12"x24" RETT



MOSAICO TO BE GESSO
30x30 . 12"x12" RETT
(tessera 5x5 . 2"x2")



MOSAICO BRICKS TO BE GESSO
30x60 . 12"x24" RETT



MOSAICO SCAGLIE* GESSO
24x29 . 9 7/16"x11 7/16"

CONCRETE_GRIGIO



100x100 . 40"x40" 50x100 . 20"x40" 60x120 . 24"x48" 60x60 . 24"x24" 30x60 . 12"x24" 80x80 . 32"x32"



TO BE GRIGIO
100x100 . 40"x40" RETT




TO BE GRIGIO
50x100 . 20"x40" RETT

8,5 mm - 5/16"
spessore
thickness
épaisseur
stärke
толщина




TO BE GRIGIO
80x80 . 32"x32" RETT
80x80 . 32"x32" RETT R11


10 mm - 3/8"
spessore
thickness
épaisseur
stärke
толщина



TO BE GRIGIO
60x120 . 24"x48" RETT




TO BE GRIGIO
60x60 . 24"x24" RETT



TO BE GRIGIO
30x60 . 12"x24" RETT



MOSAICO TO BE GRIGIO
30x30 . 12"x12" RETT
(tessera 5x5 . 2"x2")



MOSAICO BRICKS TO BE GRIGIO
30x60 . 12"x24" RETT



MOSAICO SCAGLIE* GRIGIO
24x29 . 9 7/16"x11 7/16"

*Il mosaico SCAGLIE si posa con la scaglia verso il basso e non prevede stuccatura, evitare la collocazione in box doccia o in zone in cui è presente lo scorrimento di acqua continua.
*Layout suggestions: please install SCAGLIE mosaic only vertically. This trim cannot be grouted, therefore we strongly advise against installation for areas in direct contact with water as shower walls.

*Poser la mosaïque "SCAGLIE" avec la partie proéminente vers le bas. Cet élément n'étant pas à rejointoyer il est, de ce fait, déconseillé de l'utiliser sur des parois verticales sujettes à des ruissellements d'eau comme par exemple les murs intérieurs d'une cabine de douche.
*Verlegungshinweise: das Mosaik "SCAGLIE" mit dem hervorstehenden Teil nach unten verlegen. Das Formteil kann nicht verfügt werden, deshalb ist die Verwendung an der Wand in Bereichen wie Dusche zu vermeiden, comme la zone intérieure d'un box de douche.

CONCRETE_PELTRO



100x100 . 40"x40" 50x100 . 20"x40" 60x120 . 24"x48" 60x60 . 24"x24" 30x60 . 12"x24" 80x80 . 32"x32"



TO BE PELTRO
100x100 . 40"x40" RETT



TO BE PELTRO
50x100 . 20"x40" RETT

8,5 mm - 5/16"
spessore
thickness
épaisseur
stärke
толщина



TO BE PELTRO
80x80 . 32"x32" RETT


10 mm - 3/8"
spessore
thickness
épaisseur
stärke
толщина



TO BE PELTRO
60x120 . 24"x48" RETT




TO BE PELTRO
60x60 . 24"x24" RETT



TO BE PELTRO
30x60 . 12"x24" RETT



MOSAICO TO BE PELTRO
30x30 . 12"x12" RETT
(tessera 5x5 . 2"x2")



MOSAICO BRICKS TO BE PELTRO
30x60 . 12"x24" RETT



MOSAICO SCAGLIE* PELTRO
24x29 . 9 7/16"x11 7/16"

*Il mosaico SCAGLIE si posa con la scaglia verso il basso e non prevede stuccatura, evitare la collocazione in box doccia o in zone in cui è presente lo scorrimento di acqua continua.
*Layout suggestions: please install SCAGLIE mosaic only vertically. This trim cannot be grouted, therefore we strongly advise against installation for areas in direct contact with water as shower walls.
*Poser la mosaïque "SCAGLIE" avec la partie proéminente vers le bas. Cet élément n'étant pas à rejointoyer il est, de ce fait, déconseillé de l'utiliser sur des parois verticales sujettes à des ruissellements d'eau comme par exemple les murs intérieurs d'une cabine de douche.
*Verlegungshinweise: das Mosaik "SCAGLIE" mit dem hervorstehenden Teil nach unten verlegen. Das Formteil kann nicht verfügt werden, deshalb ist die Verwendung an der Wand in Bereichen wie Dusche zu vermeiden, comme la zone intérieure d'un box de douche.

CONCRETE_19MM



80x80 . 32"x32"




TO BE ANTRACITE
80x80 . 32"x32" RETT 19 MM R11



TO BE CORDA
80x80 . 32"x32" RETT 19 MM R11

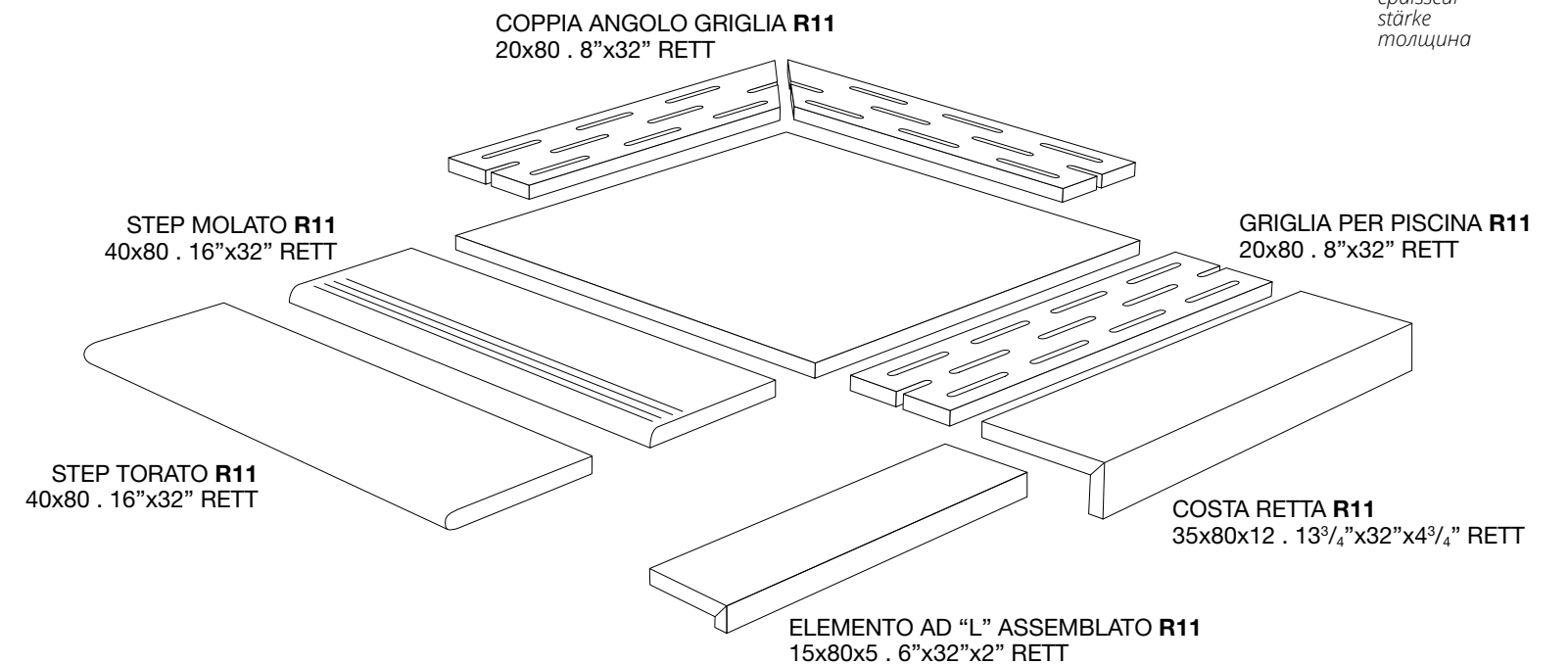
19 mm - 13/16"
spessore
thickness
épaisseur
stärke
толщина



TO BE GESSO
80x80 . 32"x32" RETT 19 MM R11


Pezzi Speciali . Trims. Pièces Spéciales. Formstücke. Специальные изделия

19 mm - 13/16"
spessore
thickness
épaisseur
stärke
толщина





CONCRETE


Decori . Decors . Décors . Dekore . Декоры



VENTAGLIO GESSO
30x30 . 12"x12" RETT




VENTAGLIO CORDA
30x30 . 12"x12" RETT




VENTAGLIO PELTRO
30x30 . 12"x12" RETT



10 mm spessore
thickness
épaisseur
stärke
толщина




RIGHE GESSO
30x30 . 12"x12" RETT




RIGHE CORDA
30x30 . 12"x12" RETT




RIGHE PELTRO
30x30 . 12"x12" RETT






INSERTO TO BE S/4 GESSO
60x60 . 24"x24" RETT



INSERTO TO BE S/4 CORDA
60x60 . 24"x24" RETT



INSERTO TO BE S/4 PELTRO
60x60 . 24"x24" RETT



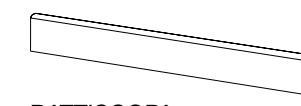
10 mm spessore
thickness
épaisseur
stärke
толщина

Pezzi Speciali . Trims . Pièces Spéciales . Formstücke . Специальные изделия



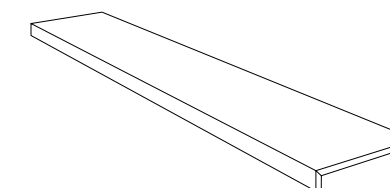
BATTISCOPA
6,5x100 . 2⁹/₁₆"x32" RETT

8,5 mm spessore
thickness
épaisseur
stärke
толщина

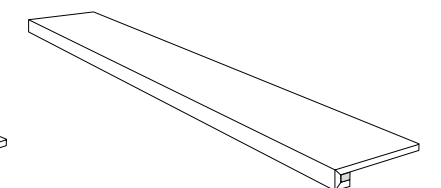


BATTISCOPA
7,5x80 . 3"x32" RETT

10 mm spessore
thickness
épaisseur
stärke
толщина



GRADONE COSTA RETTA
30x120x3,3 . 12"x48"x1⁵/₁₆" RETT



GRADONE SQUARE ASSEMBLATO
30x120x3,3 . 12"x48"x1⁵/₁₆" RETT

RESIN _ ANTRACITE



80x180 . 32"x72" 20x180 . 8"x72" 15x120 . 6"x48"



TO BE ANTRACITE
80x180 . 32"x72" RETT



TO BE ANTRACITE
20x180 . 8"x72" RETT

8,5 mm - 5/16"
spessore
thickness
épaisseur
stärke
толщина




TO BE ANTRACITE
15x120 . 6"x48" RETT

10 mm - 3/8"
spessore
thickness
épaisseur
stärke
толщина

RESIN _ CORDA



TO BE CORDA
80x180 . 32"x72" RETT



TO BE CORDA
20x180 . 8"x72" RETT

8,5 mm - 5/16"
spessore
thickness
épaisseur
stärke
толщина



TO BE CORDA
15x120 . 6"x48" RETT

10 mm - 3/8"
spessore
thickness
épaisseur
stärke
толщина

RESIN _ GESSO



80x180 . 32"x72" 20x180 . 8"x72" 15x120 . 6"x48"



TO BE GESSO
80x180 . 32"x72" RETT



TO BE GESSO
20x180 . 8"x72" RETT

8,5 mm - 5/16"
spessore
thickness
épaisseur
stärke
толщина



TO BE GESSO
15x120 . 6"x48" RETT

10 mm - 3/8"
spessore
thickness
épaisseur
stärke
толщина

RESIN _ GRIGIO



TO BE GRIGIO
80x180 . 32"x72" RETT



TO BE GRIGIO
20x180 . 8"x72" RETT

8,5 mm - 5/16"
spessore
thickness
épaisseur
stärke
толщина



TO BE GRIGIO
15x120 . 6"x48" RETT

10 mm - 3/8"
spessore
thickness
épaisseur
stärke
толщина

RESIN_PELTRO



80x180 . 32"x72" 20x180 . 8"x72" 15x120 . 6"x48"



TO BE PELTRO
80x180 . 32"x72" RETT



TO BE PELTRO
20x180 . 8"x72" RETT

8,5 mm - 5/16"
spessore
thickness
épaisseur
stärke
толщина



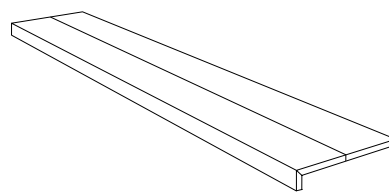
TO BE PELTRO
15x120 . 6"x48" RETT

10 mm - 3/8"
spessore
thickness
épaisseur
stärke
толщина

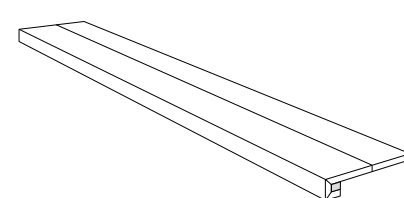
Pezzi Speciali . Trims . Pièces Spéciales . Formstücke . Специальные изделия



BATTISCOPA
9,8x120 . 3/8"x48" RETT



GRADONE COSTA RETTA
(comp. 2 pz)
30x120x3,3 . 12"x48"x1 5/16" RETT



GRADONE SQUARE ASSEMBLATO
(comp. 2 pz)
30x120x3,3 . 12"x48"x1 5/16" RETT

10 mm - 3/8"
spessore
thickness
épaisseur
stärke
толщина

TO BE


















Imballaggi . Packing . Emballage . Verpackung . Упаковка

MARBLE	PCS/BOX	SQM/BOX	KGS/BOX	BOXES/PALLET	SQM/PALLET	KGS/PALLET
80x180 . 32"x72" LUX-RETT / SATIN-RETT	1	1,44	30,40	36	51,84	1.140
400x180 . 157 1/2"x72" LUX-RETT / SATIN-RETT	5	7,20	152,00	35	50,40	1.110
180x20 . 72"x8" LUX-RETT / SATIN-RETT	4	1,44	30,40	36	51,84	1.110
100x100 . 40"x40" LUX-RETT / SATIN-RETT	1	1,00	20,65	42	42,00	900
50x100 . 20"x40" LUX-RETT / SATIN-RETT	2	1,00	20,65	42	42,00	900
60x120 . 24"x48" LUX-RETT / RETT	2	1,44	31,70	21	30,24	680
60x60 . 24"x24" LUX-RETT / RETT	3	1,08	23,50	32	34,56	770
30x60 . 12"x24" LUX-RETT / RETT	6	1,08	23,30	40	43,20	950

	PCS/BOX	SQM/BOX	KGS/BOX	BOXES/PALLET	SQM/PALLET	KGS/PALLET
CONCRETE	PCS/BOX	SQM/BOX	KGS/BOX	BOXES/PALLET	SQM/PALLET	KGS/PALLET
100x100 . 40"x40" RETT	1	1,00	20,65	42	42,00	900
50x100 . 20"x40" RETT	2	1,00	20,65	42	42,00	900
60x120 . 24"x48" RETT	2	1,44	31,70	21	30,24	680
60x60 . 24"x24" RETT	3	1,08	23,50	32	34,56	770
30x60 . 12"x24" RETT	6	1,08	23,30	40	43,20	950
80x80 . 32"x32" RETT	2	1,28	28,50	40	51,20	1.160
80x80 . 32"x32" RETT 19mm	1	0,64	29,00	40	25,60	1.176

	PCS/BOX	SQM/BOX	KGS/BOX	BOXES/PALLET	SQM/PALLET	KGS/PALLET
RESIN	PCS/BOX	SQM/BOX	KGS/BOX	BOXES/PALLET	SQM/PALLET	KGS/PALLET
15x120 . 6"x48" RETT	6	1,08	23,80	45	48,60	1.087
20x180 . 8"x72" RETT	4	1,44	29,30	36	51,84	1.100
80x180 . 32"x72" RETT	1	1,44	29,30	36	51,84	1.100

TO BE

		GRES PORCELLANATO A TUTTA MASSA - ISO 13006 Bla UGL FULL BODY PORCELAIN STONWARE GRES CERAME PLAINE MASSE VOLLMASSEFEINSTEINZEUG КЕРАМОГРАНИТ ПО ВСЕЙ ТОЛЩИНЕ	GRES PORCELLANATO SMALTATO COLORATO IN MASSA - ISO 13006 Bla GL GLAZED PORCELAIN STONWARE WITH COLOURED BODY GRES CERAME ÉMAILLÉ COLORE DANS LA MASSE GLASIERTES FEINSTEINZEUG IN DER MASSE GEFÄRBT ГЛАЗУРОВАННЫЙ КЕРАМОГРАНИТ, ОКРАШЕННЫЙ ПО ВСЕЙ ТОЛЩИНЕ	GRES PORCELLANATO SMALTATO COLORATO IN MASSA - ISO 13006 Bla GL GLAZED PORCELAIN STONWARE WITH COLOURED BODY GRES CERAME ÉMAILLÉ COLORE DANS LA MASSE GLASIERTES FEINSTEINZEUG IN DER MASSE GEFÄRBT ГЛАЗУРОВАННЫЙ КЕРАМОГРАНИТ, ОКРАШЕННЫЙ ПО ВСЕЙ ТОЛЩИНЕ
		TO BE CONCRETE	TO BE RESIN	TO BE MARBLE
	Lunghezza e larghezza Length and width Longueur et largeur Länge und Breite Длина и ширина	Deviaz. val. medio % rispetto a dimens. di fabbricazione. Ecart dimensionnel moyen en % par rapport aux dimensions de fabrication. Deviation of the average size for each tile from the work size (%). Abweichung des Durchschnittswertes in % hinsichtlich der Produktionsgröße. Отклонение средн. значения, % от производственных размеров > 410 cm ² +/- 0,6% ≤ 410 cm ² +/- 0,75%	± 0,3% ± 1,5 mm	± 0,3% ± 1,5 mm
	UNI EN ISO 10545-2	Deviaz. val. medio % rispetto a dimens. di fabbricazione. Deviation of the average size for each tile from the average size to the 10 test specimens (%). Ecart de valeur moyenne unitaire % en rapport à la valeur moyenne de 10 échantillons mesurés. Abweichung des Durchschnittswertes der einzelnen Fliesen in % hinsichtlich des Durchschnitts von 10 getesteten Mustern. Отклонение средн. значения, отдельной плитки относительно средн. значения 10 измеренных образцов +/- 0,5%	± 0,3% ± 1,5 mm	± 0,3% ± 1,5 mm
	Rettilineità degli spigoli Straightness of sides Rectitude des arêtes Kantengeradheit Прямолинейность кромок	+/- 0,5%	± 0,3% MAX ± 1,5 mm	± 0,3% MAX ± 1,5 mm
	Spessore / Thickness / Epaisseur/Stärke / Толщина	+/- 5%	± 5% MAX ± 0,5 mm	± 5% MAX ± 0,5 mm
	Ortogonalità Rectangularity Orthogonalité Rechtwinkligkeit Ортогональность	+/- 0,5%	± 0,3% ± 1,5 mm	± 0,3% ± 1,5 mm
	Variazioni di tono. Shade variations. Variations de nuance. Tonwertunterschiede Вариации оттенка	-	 LEV. VARIAZIONE LEVE VARIATION LEBES VERÄNDERUNG LEBES ÄNDERUNG	 LEV. VARIAZIONE LEVE VARIATION LEBES VERÄNDERUNG LEBES ÄNDERUNG
	UNI EN ISO 10545-3	Assorbimento d'acqua Water absorption Absorption d'eau Wasseraufnahme Водопоглощение	≤ 0,5% GRUPPO Bla UGL ≤ 0,5% GRUPPO Bla GL	≤ 0,1%
	Resistenza della superficie (scala MOHS) Scratch hardness (MOHS scale) Dureté de la surface (échelle MOHS) Oberflächenhärte (MOHS skala) Поверхностная прочность по шкале Мооса	EN 101	> 6	> 6
	UNI EN ISO 10545-4	Resistenza a flessione e forza di rottura Modulus of rupture and breaking strength résistance à la flexion et force de rupture Biegefestigkeit und Bruchlast Прочность на изгиб/Модуль жесткости	S ≥ 1300 N R ≥ 35 N/mm ²	S ≥ 1300 N R ≥ 35 N/mm ²
	UNI EN ISO 10545-6	Resistenza all'abrasione profonda Abrasion resistance Résistance à l'abrasion Verschleiß (Volumenverlust) Сопротивление глубокому истиранию	≤ 175 mm ³	-
	UNI EN ISO 10545-7	Resistenza alla abrasione della superficie di piastrelle smaltate Resistance to surface abrasion of glazed tiles Résistance à l'abrasion de la surface des carreaux émaillés Widerstand gegen Abrieb der Oberfläche der glasierten Fliesen Стойкость глазурованной плитки к поверхностному истиранию	-	PORTORO Classe 3 Class 3 Classe 3 Gruppe 3 Класс 3
	UNI EN ISO 10545-8	Coefficiente di dilatazione termica lineare Linear thermal expansion coefficient Dilatation thermique linéaire Lineare Wärmeausdehnung Кэффициент линейного теплового расширения	Come dichiarato dal produttore See manufacturer's declaration Selon déclaration du producteur Entsprechend der Herstellerangaben Как указано изготовителем	Metodo disponibile Method available Méthode disponible Verfügbares Verfahren Определяется производителем
	UNI EN ISO 10545-9	Resistenza allo shock termico Thermal shock resistance Résistance au choc thermique Temperaturwechselbeständigkeit Стойкость к тепловым перепадам	Nessun campione deve presentare alterazioni No sample must show visible alteration Aucun carreau ne doit présenter d'altération Kein Muster darf sichtbare Veränderungen zeigen Никакой образец не должен показывать изменений	Resistente Resistant Résistant Widerstandsfähig Устойчивый
	UNI EN ISO 10545-12	Resistenza al gelo Frost resistance Résistance au gel Frostbeständigkeit Морозостойкость	Non devono presentare difetti visibili No sample must show visible defect Aucun carreau ne doit présenter de défaut Muster dürfen keine sichtbaren Schäden zeigen Не должны обнаруживать видимые дефекты	Ingelivo Frost proof Ingelif Fröstsicher Морозостойкость
	UNI EN ISO 10545-13	Resistenza all'attacco chimico (tranne acido fluoridrico) Resistance to chemical attack (except hydrofluoric acid) Résistance à l'attaque chimique (sauf acide fluorhydrique) Säure- und Laugenbeständigkeit (außer Flußsäure) Стойкость к бытовым химикатам	Nessun campione deve presentare alterazioni No sample must show visible alteration Aucun carreau ne doit présenter d'altération Muster dürfen keine sichtbaren Veränderungen zeigen Никакой образец не должен показывать изменений	Classe A-LA-HA Class A-LA-HA Classe A-LA-HA Gruppe A-LA-HA Класс A-LA-HA
	UNI EN ISO 10545-14	Resistenza alle macchie di piastrelle smaltate Resistance to stains of glazed tiles Résistance aux taches des carreaux émaillés Widerstand gegen Fleckenbildung der glasierten Fliesen Стойкость глазурованной плитки к образованию пятен	Nessun campione deve presentare alterazioni No sample must show visible alteration Aucun carreau ne doit présenter d'altération Muster dürfen keine sichtbaren Veränderungen zeigen Никакой образец не должен показывать изменений	Classe 5 Class 5 Classe 5 Gruppe 5 Класс 5
	UNI EN ISO 10545-14	Resistenza alla scivolosità. Coefficiente di attrito medio Slip resistance. Average coefficient of friction Résistance au glissement. Coefficient de frottement moyen Rutschfestigkeit. Mittlerer Reibungswert Сопротивление скольжению. Средний коэффициент трения	B.C.R.A. REP. CEC. 6/81 (NO LUX-NO SATIN) DIN 51130 ≥ R 9 (NO LUX-NO SATIN) DIN 51097 (NO LUX-NO SATIN) DCOF	R10 R11 R10 R11 R10 R11
	UNI EN ISO 10545-14	Resistenza alla scivolosità. Coefficiente di attrito medio Slip resistance. Average coefficient of friction Résistance au glissement. Coefficient de frottement moyen Rutschfestigkeit. Mittlerer Reibungswert Сопротивление скольжению. Средний коэффициент трения	B.C.R.A. REP. CEC. 6/81 (NO LUX-NO SATIN) DIN 51130 ≥ R 9 (NO LUX-NO SATIN) DIN 51097 (NO LUX-NO SATIN) DCOF	R10 R11 R10 R11 R10 R11



Posa consigliata con una sfalsatura tra ciascun listello non superiore al 25% della lunghezza. When laying, you are recommended not to stagger the strips by more than 25% of the length. Pose conseillée avec un décalage entre chaque listel non supérieur au 25% de la longueur. Wir empfehlen eine Verlegung im Viertelverband. Рекомендуется укладка с разносом элементов друг относительно друга, не превышающим 25% длины элемента



Per i grandi formati è consigliata la posa con l'utilizzo di distanziatori livellanti, tipo Levelling System di Raimondi. We suggest to lay large sizes with "levelling spacers" like the Raimondi's Levelling System. Pour les grands formats, nous conseillons croisillons nivelants, type Levelling System de l'usine Raimondi. Wir empfehlen fuer die Verlegung der grossen Formaten die Benutzung von Autolievellierungssysteme, wie z.B. Raimondi Levelling System. Для выклейки больших форматов советуем использовать распорную выравнивающую деталь типа Levelling System di Raimondi.

NOTE TECNICHE - TECHNICAL NOTES - NOTES TECHNIQUES - TECHNISCHE ANMRKUNGEN - ТЕХНИЧЕСКИЕ ЗАМЕЧАНИЯ
Tutti i formati sono nominali. Cercom Ceramiche si riserva la facoltà di modificare in qualunque momento le informazioni e le caratteristiche illustrate nel presente catalogo, che non sono comunque da ritenere legalmente vincolanti. I colori e le caratteristiche estetiche dei prodotti sono quanto più possibile vicini a quelli reali, nei limiti consentiti dai processi di stampa.
All sizes are nominal. Cercom Ceramiche reserves the right to modify the information and the characteristics illustrated in this catalogue (which are in any case not legally binding) at any moment. The colours and appearance features of the products are as close as possible to reality, within the limitation of the printing process.
Tous les formats sont nominaux. Cercom Ceramiche se réserve la faculté de modifier à tout moments les informations et les caractéristiques figurant dans le présent catalogue, lesquelles niengagent pas par le fabricant au plan légal. Les couleurs et les caractéristiques esthétiques sont fidèles aux couleurs et caractéristiques réelles dans les limites des procédés dimpression.
Alle Formate sind Nennwerte. Die Firma Cercom Ceramiche behält sich vor, die in diesem Katalog enthaltenen Informationen und Eigenschaften jederzeit zu ändern; sie gelten auf keinen Fall als gesetzlich bindend. Die Farben und ästhetischen Eigenschaften der Produkte kommen innerhalb der Möglichkeiten der Druckverfahren den tatsächlichen Eigenschaften so weit wie möglich nahe.
Все форматы являются номинальными. Cercom Ceramiche оставляет за собой пзменять в любой момент данные и характеристики, приведенные в настоящем каталоге, которые в любом случае не считаются юридически обязательными. Цветовая окраска и эстетические характеристики изделий приближаются как можно больше к реальным, в пределах, допускаемых процессами печати.

CONSIGLI PER LA POSA - LAYING SUGGESTIONS - CONSEILS POUR LA POSE - VERLEGEHINWEISE - РЕКОМЕНДАЦИИ ПО УКЛАДКЕ
Stendere a terra alcuni metri (almeno 3 mq) per controllare l'effetto d'insieme. Posare il materiale attingendo da più scatole controllandone accuratamente calibro, tonalità e scelta. • Nella posa è consigliabile lasciare una fuga di 2 mm fra le piastrelle utilizzando stucco in tono. • La posa modulare è consigliata con una fuga di almeno 2 mm. • E comunque compito del progettista stabilire, in funzione della struttura e della destinazione d'uso del piano di calpestio, il corretto modo di applicazione delle piastrelle.
Lay some pieces of product (at least 3 sqm) to check the overall effect. Lay the material taking it from several boxes and carefully check its size accuracy, shade and material sorting. • In the lay-out is advisable to leave at least 2 mm joint between each tile and fill with grout of the same colour as the tile. • We recommend modular laying with a 2 mm - ³ / ₃₂ joint. • However, the designers has to establish the correct way of application of the tiles depending on the structure and the foreseen utilization of the floor.
Appuyer sur le sol quelques pieds (au moins 2 mc) pour apprécier l'effet global. Poser le matériel en le prenant de plusieurs boîtes et en contrôlant l'épaisseur, les nuances et la qualité des différentes pièces. • Lors de la pose, on recommande de laisser un joint de 2 mm entre les carreaux en utilisant un mastic du même ton. • La pose modulaire est calculée avec un joint de 2 mm. • D'ailleurs c'est le concepteur qui doit établir, sur la base de la structure et de la destination d'emploi du plan de piétinement, le procédé d'application correct des carreaux.
Eine Quadratmeter (min. 2 qm) auf dem Boden legen, um die Gesamtwirkung nachzuprüfen. Wir empfehlen Fliesen aus mehreren Kartons zu verlegen, nach einer sorgfältigen Prüfung des Kalibers, des Farbtons und der Sortierung. • Deswegen werden eine min. 2 mm Fuge zwischen den Fliesen und ein weiss oder grauer Kitt empfohlen. • Die Modulverlegung wird mit einer Mindeststufe von 2 mm empfohlen. Es ist auf jeden Fall Aufgabe des Planers, nach der Struktur und dem Verwendungszweck der Trittfäche, die richtige Verlegeart der Fliesen zu bestimmen.
Разложить изделия на полу для проверки общего эффекта. Укладывать материал, тщательно проверяя калибр, тональность и сорт. • При укладке рекомендуется оставлять между плитками зазор в 2 мм, используя подходящую по тону замазку. • Модульную укладку рекомендуется выполнять со швом не менее 2 мм. • В любом случае является задачей проектировщика, в зависимости от структуры и назначения, определять соответствующий способ укладки плитки.

CE

GRUPPO ROMANI S.P.A. INDUSTRIE CERAMICHE
VIA A. VOLTA 9, 23/26
42013 CASALGRANDE (RE)

05
001CPR2013-07-01

EN 14411:2012

Piastrelle di ceramica pressate a secco, con assorbimento di acqua E_s ≤ 0,5%, per pavimentazioni interne ed esterne.

Dry pressed ceramic tile, with water absorption E_s ≤ 0,5%, for internal and external floorings.



© Copyright 2018 Gruppo Romani S.p.A.

Gruppo Romani S.p.A. Industrie Ceramiche
www.grupporomanispa.com





DAL1975

CERCOM CERAMICHE

www.cercomceramiche.it

Via A. Volta 23/25 - 42013 Casalgrande (RE) Italy
Tel. +39-0522-998411/911
Fax Italy +39-0522-998910
Fax Export +39-0522-996218