

# Tube 6,5



## GRES PORCELLANATO A TUTTO SPESSORE

FULL BODY PORCELAIN TILE / GRÈS CÉRAME PLEINE MASSE / DURCHGEFÄRBTES FEINSTEINZEUG  
GRES PORCELÁNICO A TODA MASA / ПОЛНОТЕЛЫЙ КЕРАМОГРАНИТ / 通体瓷质砖

ISO 13006 - G - Bla UGL (E ≤ 0,5%) UNI EN 14411 - G



## FORMATI

SIZES / FORMATS / FORMATE / FORMATOS / ФОРМАТЫ / 规格





120X260  
48"X103"



120X120  
48"X48"


## SUPERFICI

SURFACES / SURFACES / OBERFLÄCHEN / SUPERFICIES / ПОВЕРХНОСТИ / 表面



## COLORI

COLOURS / COULEURS / FARBEN / COLORES / ЦВЕТА / 颜色








TUBE 120T RM - TUBE6 260T RM






T



120X260 - 48"X103"





120X120 - 48"X48"



TUBE6 260T RM

TUBE6 120T RM






W



120X260 - 48"X103"




120X120 - 48"X48"



TUBE6 260W RM


TUBE6 120W RM



G



120X260 - 48"X103"




120X120 - 48"X48"



TUBE6 260G RM

TUBE6 120G RM






N



120X260 - 48"X103"




120X120 - 48"X48"




TUBE6 260N RM

TUBE6 120N RM





BRICKLANE 260  
120x260 - 48"x103"



CAMDEN 260  
120x260 - 48"x103"



CAMDEN 260 - TUBE 120G RM - BRICKLANE 260



# Tube



## GRES PORCELLANATO A TUTTO SPESSORE

FULL BODY PORCELAIN TILE / GRÈS CÉRAME PLEINE MASSE / DURCHGEFÄRBTES FEINSTEINZEUG  
GRES PORCELÁNICO A TODA MASA / ПОЛНОТЕЛЫЙ КЕРАМОГРАНИТ / 通体瓷质砖

ISO 13006 - G - Bla UGL (E ≤ 0,5%) UNI EN 14411 - G




## FORMATI

SIZES / FORMATS / FORMATE / FORMATOS / ФОРМАТЫ / 规格



120X120  
48"X48"



60X120  
24"X48"



60X60  
24"X24"

## SUPERFICI

SURFACES / SURFACES / OBERFLÄCHEN / SUPERFICIES / ПОВЕРХНОСТИ / 表面



LI N O

## COLORI

COLOURS / COULEURS / FARBEN / COLORES / ЦВЕТА / 颜色



T



W



G



N




# Tube












T

W



120X120 - 48"x48"




60X120 - 24"x48"



60X60 - 24"x24"



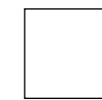
30X30 - 12"x12"



120X120 - 48"x48"



60X120 - 24"x48"



60X60 - 24"x24"



30X30 - 12"x12"



TUBE 120T RM

TUBE 12T RM

TUBE 60T RM

MK.TUBE 30T



TUBE 120W RM

TUBE 12W RM

TUBE 60W RM

MK.TUBE 30W







G



N



120X120 - 48"x48"




60X120 - 24"x48"



60X60 - 24"x24"




30X30 - 12"x12"



120X120 - 48"x48"



60X120 - 24"x48"



60X60 - 24"x24"



30X30 - 12"x12"



TUBE 120G RM

TUBE 12G RM

TUBE 60G RM

MK.TUBE 30G



TUBE 120N RM

TUBE 12N RM

TUBE 60N RM

MK.TUBE 30N

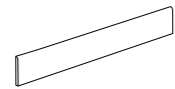


# Tube

## PEZZI SPECIALI

SPECIAL PIECES / PIÈCES SPÉCIALES / SONDERPREISE / PIEZAS ESPECIALES / СПЕЦИАЛЬНЫЕ ЭЛЕМЕНТЫ / 特制件

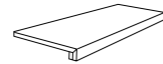
UNO



6X120-2.4"X48" Δ



6X60-2.4"X24" Δ



120X32,5-48"X12.8" Δ

	T	W	G	N
	TUBE BT120T	TUBE BT120W	TUBE BT120G	TUBE BT120N
	TUBE BT60T	TUBE BT60W	TUBE BT60G	TUBE BT60N
	TUBE G120T	TUBE G120W	TUBE G120G	TUBE G120N

## CARATTERISTICHE TECNICHE SPECIFICHE

TECHNICAL FEATURES SPECIFICATIONS / CARACTÉRISTIQUES TECHNIQUES SPÉCIFIQUE / TECHNISCHE EIGENSCHAFTEN  
CARACTERÍSTICAS TÉCNICAS ESPECÍFICAS / ТРЕБУЕМЫЕ ТЕХНИЧЕСКИЕ ХАРАКТЕРИСТИКИ / 特殊技术规格

TUBE	DIN 51130 (R)	DIN 51097 (A+B+C)	BCR REP. CEC 6/81		DM 14/6/89 N. 236		PENDULUM TEST BS (INGLESE)	PENDULUM TEST AS/NZS 4856:2004 (AUSTRALIANO)	PENDULUM TEST UNE ENV 12633:2003 (SPAGNOLO)	BOT 3000 (DCOF)
			G.A.	G.B.	C.A.	G.B.				
	R9	A	-	-	-	-	>25	>25	1	>0,42



TUBE 120T RM - BRICKLANE 260