



VILLAGE

VILLAGE

PORCELÁNICO ESMALTADO



Village Natural 20x120 / 8"x47" · Village Mix 20x120 / 8"x47"



MEDIDAS/SIZE

20x120 8"x47"
15x90 cm 6"x35"

GF-20086



Rodaple N 8x45

Bajo pedido / Under order



Peldano Técnico Escuadra

Disponibile en todos los colores.
Available in all colours.

PACKING

| formato | artículo | pzs./cj. | m2/cj. | cj/pal | m2/pal. | kg/cj | kg/m2 | kg/pal |
|---------|---------------|----------|--------|--------|-----------|-------|----------|--------|
| 20X120 | VILLAGE | 5 | 1,2 | 36 | 43,20 | 30,60 | 25,50 | 1102 |
| 15x90 | VILLAGE | 8 | 1,08 | 48 | 51,84 | 26,89 | 24,90 | 1.291 |
| 8X45 | ROD.N VILLAGE | 26 | - | 60 | 1.560 pzs | 15,6 | 0,6 /pza | 936 |

VILLAGE

GF-20100



CLASE

clase

Village Blanco
20X120 / 8"x47"

GF-20100



CLASE

clase

Village Gris
20X120 / 8"x47"

GF-20100



CLASE

clase

Village Miel
20X120 / 8"x47"

GF-20100



CLASE

clase

Village Natural
20X120 / 8"x47"

GF-20100




CLASE

clase

Village Mix
20X120 / 8"x47"


VILLAGE

GF-20099



Village Blanco
15x90 / 6"x35"

GF-20099




Village Gris
15x90 / 6"x35"

GF-20099



Village Miel
15x90 / 6"x35"

GF-20099



Village Natural
15x90 / 6"x35"

GF-20099



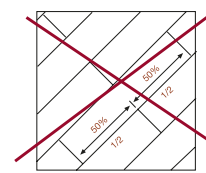
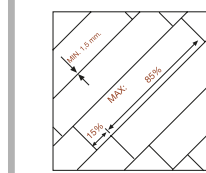
Village Mix
15x90 / 6"x35"

REQUISITOS DE COLOCACIÓN

Se requiere la utilización de una junta de colocación mínima de 1,5 mm.
En colocaciones trabadas siempre es necesario un trabado no superior a un 15% del lado largo de la pieza.

PLACING REQUIREMENTS

It is required the use of minimum joint (approx. 1,5mm).
We recommend that the joints are laid in staggered format with the maximum of the joints to be laid 15% of the length.



COLOCACIÓN CORRECTA
CORRECT POSITION

COLOCACIÓN INCORRECTA
INCORRECT POSITION

VILLAGE

PORCELÁNICO ESMALTADO



Village Gris 20x120 / 8"x47"