

VIS

Una contrapposizione voluta tra l'essenza più profonda del Brand, morbida ed accogliente, e la componente 'maschile', apparentemente opposta. Un gioco di parole, curiosamente unite, che nella forma latina di 'forza', trovano l'unione: da una parte uno stile asciutto e minimale, dall'altro un'attenta ricerca, tipicamente femminile, delle nuance, dai timbri caldi ed avvolgenti. VIS rappresenta un attento studio sulle superfici e sui colori il cui plus sta nella capacità di richiamare su se stesso contemporaneamente l'essenza dell'intonaco, del cemento e al contempo la pura neutralità della tinta unita.

A deliberate contrast between the Brand's most profound, soft and welcoming essence and the apparently opposing 'masculine' component.

A curiously complicit play of words which, in their Latin form of 'strength', find union: on the one hand, a clean, minimalist style, on the other, an precise, typically feminine search for nuances with warm, enveloping tones. VIS is a careful study of surfaces and their colours whose bonus lies in the ability to simultaneously attract the essence of plaster and cement to itself and, at the same time, the pure neutrality of the solid colour.









VIS

COLOR BODY PORCELAIN TILE

GRES PORCELLANATO COLORATO IN MASSA / GRÈS CÉRAME TEINTÉ DANS LA MASSE / EINGEFÄRBTES FEINSTEINZEUG
GRES PORCELÁNICO COLOREADO EN MASA / КЕРАМОГРАНИТ ОКРАШЕННЫЙ В МАССЕ / 彩色通体瓷质砖

CONFORME / ACCORDING TO / CONFORME / KONFORM / CONFORME / СООТВЕТСТВУЕТ / 合格

UNI EN 14411 – G BIa










VM TP A W AG MG




120x240 - 120x120 - 90x90 - 60x120 - 60x60 - 30x60 | 48"x95" - 48"x48" - 36"x36" - 24"x48" 24"x24" - 12"x24"

VM

	VIS6 240VM RM	6,5	N
120x240 - 48"x95"			
	VIS6 120VM RM	6,5	N
120x120 - 48"x48"			
	VIS6 90VM RM	6,5	N
90x90 - 36"x36"			
	VIS6 12VM RM	6,5	N
60x120 - 24"x48"			
	VIS6 60VM RM	6,5	N
60x60 - 24"x24"			
	VIS6 36VM RM	6,5	N
30x60 - 12"x24"			
	MK.VIS6 30VM	6,5	N
30x30 - 12"x12"			









VIS6 DK 240VM
120x240 - 48"x95"



VIS6 DK 120VM
120x120 - 48"x48"

TP

	VIS6 240TP RM	6,5	N
120x240 - 48"x95"			
	VIS6 120TP RM	6,5	N
120x120 - 48"x48"			
	VIS6 90TP RM	6,5	N
90x90 - 36"x36"			
	VIS6 12TP RM	6,5	N
60x120 - 24"x48"			
	VIS6 60TP RM	6,5	N
60x60 - 24"x24"			
	VIS6 36TP RM	6,5	N
30x60 - 12"x24"			
	MK.VIS6 30TP	6,5	N
30x30 - 12"x12"			










VIS6 DK 240TP
120x240 - 48"x95"



VIS6 DK 120TP
120x120 - 48"x48"



A

	VIS6 240A RM	6,5	N
120x240 - 48"x95"			
	VIS6 120A RM	6,5	N
120x120 - 48"x48"			
	VIS6 90A RM	6,5	N
90x90 - 36"x36"			
	VIS6 12A RM	6,5	N
60x120 - 24"x48"			
	VIS6 60A RM	6,5	N
60x60 - 24"x24"			
	VIS6 36A RM	6,5	N
30x60 - 12"x24"			
	MK.VIS6 30A	6,5	N
30x30 - 12"x12"			










VIS6 DK 240A
120x240 - 48"x95"



VIS6 DK 120A
120x120 - 48"x48"

W

	VIS6 240W RM	6,5	N
120x240 - 48"x95"			
	VIS6 120W RM	6,5	N
120x120 - 48"x48"			
	VIS6 90W RM	6,5	N
90x90 - 36"x36"			
	VIS6 12W RM	6,5	N
60x120 - 24"x48"			
	VIS6 60W RM	6,5	N
60x60 - 24"x24"			
	VIS6 36W RM	6,5	N
30x60 - 12"x24"			
	MK.VIS6 30W	6,5	N
30x30 - 12"x12"			



VIS6 DK 240W
120x240 - 48"x95"



VIS6 DK 120W
120x120 - 48"x48"





AG



VIS6 240AG RM 6,5 **N**

120x240 - 48"x95"



VIS6 120AG RM 6,5 **N**

120x120 - 48"x48"



VIS6 90AG RM 6,5 **N**

90x90 - 36"x36"



VIS6 12AG RM 6,5 **N**

60x120 - 24"x48"



VIS6 60AG RM 6,5 **N**

60x60 - 24"x24"



VIS6 36AG RM 6,5 **N**

30x60 - 12"x24"




MK.VIS6 30AG 6,5 **N**

30x30 - 12"x12"



VIS6 DK 240AG 120x240 - 48"x95"  



VIS6 DK 120AG 120x120 - 48"x48"  



MG



VIS6 240MG RM 6,5 **N**

120x240 - 48"x95"



VIS6 120MG RM 6,5 **N**

120x120 - 48"x48"



VIS6 90MG RM 6,5 **N**

90x90 - 36"x36"



VIS6 12MG RM 6,5 **N**

60x120 - 24"x48"



VIS6 60MG RM 6,5 **N**

60x60 - 24"x24"



VIS6 36MG RM 6,5 **N**



30x60 - 12"x24"






MK.VIS6 30MG 6,5 **N**

30x30 - 12"x12"



VIS6 DK 240MG 120x240 - 48"x95"  



VIS6 DK 120MG 120x120 - 48"x48"  



			VM	TP	A	W	AG	MG
6x60 2.4"x24"			VIS6 BT60VM	VIS6 BT60TP	VIS6 BT60A	VIS6 BT60W	VIS6 BT60AG	VIS6 BT60MG
6x90 2.4"x36"			VIS6 BT90VM	VIS6 BT90TP	VIS6 BT90A	VIS6 BT90W	VIS6 BT90AG	VIS6 BT90MG
6x120 2.4"x48"			VIS6 BT120VM	VIS6 BT120TP	VIS6 BT120A	VIS6 BT120W	VIS6 BT120AG	VIS6 BT120MG
120x32,5 48"x12.8"			VIS6 G120VM	VIS6 G120TP	VIS6 G120A	VIS6 G120W	VIS6 G120AG	VIS6 G120MG

IMBALLI

PACKAGING / EMBALLAGES / VERPACKUNGEN / EMBALAJES / УПАКОВКИ / 包装

FORMATO NOMINALE NOMINAL SIZE	BORDO EDGE	SPESSORE THICKNESS	SCATOLA BOX			PALLET		
			PZ/ PCS	MQ/SM	KG	BOX/ BOXES	MQ/SM	KG
120x240 - 48"x95"	rectified	6,5	1	2,88	45,25	20	57,60	925,00
120x120 - 48"x48"	rectified	6,5	2	2,88	45,44	30	86,40	1383,25
60x120 - 24"x48"	rectified	6,5	4	2,88	43,48	16	46,08	715,73
60x60 - 24"x24"	rectified	6,5	5	1,80	26,72	32	57,60	874,93
30x60 - 12"x12"	rectified	6,5	9	1,62	24,22	40	64,80	988,60
90x90 - 36"x36"	rectified	6,5	3	2,43	37,14	22	53,46	837,12
30x30 - 12"x12" mosaic	rectified	6,5	6	0,54	7,48	72	38,88	558,42

CARATTERISTICHE TECNICHE SPECIFICHE

TECHNICAL FEATURES SPECIFICATIONS / CARACTÉRISTIQUES TECHNIQUES SPÉCIFIQUE / TECHNISCHE EIGENSCHAFTEN
CARACTERÍSTICAS TÉCNICAS ESPECÍFICAS / ТРЕБУЕМЫЕ ТЕХНИЧЕСКИЕ ХАРАКТЕРИСТИКИ / 特殊技术规格

	DIN 51130 (R)	DIN 51097 (A+B+C)	BCR REP. CEC 6/81		DM 14/6/89 N. 236	PENDULUM TEST BS (INGLESE)	PENDULUM TEST AS/NZS 4856:2004 (AUSTRALIANO)	PENDULUM TEST UNE ENV 12633:2003 (SPAGNOLO)	BOT 3000 (DCOF)	
			g.a.	g.b.	c.a.	g.b.			average value	
VIS	R10	A	>0,4	>0,4	>0,4	>0,4	>36	>35	2	>0,42



TP

A

W

MG



90x90 - 36"x36"

VIS 90TP AS RM

VIS 90A AS RM

VIS 90W AS RM

VIS 90MG AS RM



TP

A

W

MG

90x90
36"x36"



SQUARE BORDER* costa lucida
SQUARE BORDER* polished edge



VIS SB90TP AS

VIS SB90A AS

VIS SB90W AS

VIS SB90MG AS

* Angolari disponibili a richiesta. / Angle bracket available on request. / Angulaires disponibles sur demande. / Eckstücke links und rechts auf Anfrage erhältlich.
Cantoneras disponibles bajo pedido. / Правый и Левый Угловые элементы доступны по запросу. / 可根据需求提供左转角和右转角。

IMBALLI

PACKAGING / EMBALLAGES / VERPACKUNGEN / EMBALAJES / УПАКОВКИ / 包装

FORMATO NOMINALE NOMINAL SIZE	BORDO EDGE	SPESSORE THICKNESS	SCATOLA BOX			PALLET		
			PZ/ PCS	MQ/SM	KG	BOX/ BOXES	MQ/SM	KG
90x90 - 36"x36"	rectified	20	1	0,81	36,99	30	24,30	1129,75

CARATTERISTICHE TECNICHE SPECIFICHE

TECHNICAL FEATURES SPECIFICATIONS / CARACTÉRISTIQUES TECHNIQUES SPÉCIFIQUE / TECHNISCHE EIGENSCHAFTEN
CARACTERÍSTICAS TÉCNICAS ESPECÍFICAS / ТРЕБУЕМЫЕ ТЕХНИЧЕСКИЕ ХАРАКТЕРИСТИКИ / 特殊技术规格

VIS	DIN 51130 (R)	DIN 51097 (A+B+C)	BCR REP. CEC 6/81		DM 14/6/89 N. 236		PENDULUM TEST BS (INGLESE)	PENDULUM TEST AS/NZS 4856:2004 (AUSTRALIANO)	PENDULUM TEST UNE ENV 12633:2003 (SPAGNOLO)	BOT 3000 (DCOF)
			g.a.	g.b.	c.a.	g.b.				
	R11	B+C	>0,4	>0,4	>0,4	>0,4	>36	>45	3	>0,42