






23x33,5 cm. 9.1x13.2 inches 9,1 mm



Blanco Brillo  
G.120



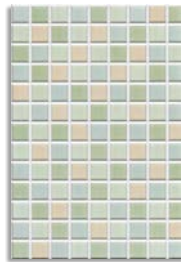
Blanco Mate  
G.120




(1) Vitrea Marfil  
G.210



(1) Vitrea Ambar  
G.210



(1) Vitrea Esmeralda  
G.210



(1) Vitrea Océano  
G.210



(1) Vitrea Moka  
G.210



(1) Crisol Marfil 2,5x23 aprox.  
G.31



(1) Crisol Ambar 2,5x23 aprox.  
G.31



(1) Crisol Esmeralda 2,5x23 aprox.  
G.31



(1) Crisol Océano 2,5x23 aprox.  
G.31



(1) Crisol Moka 2,5x23 aprox.  
G.31



(1) Opalina Marfil 2,5x33,5 aprox.  
G.36



(1) Opalina Ambar 2,5x33,5 aprox.  
G.36



(1) Opalina Esmeralda 2,5x33,5 aprox.  
G.36



(1) Opalina Océano 2,5x33,5 aprox.  
G.36



(1) Opalina Moka 2,5x33,5 aprox.  
G.36

Town ■ Pavimento Floor Tile Pasta Roja Red Body BIb / ISO 13006 - H



31,6x31,6 cm. 12.4x12.4 inches 9 mm



Town Marfil  
G.128



Town Nuez  
G.128



Town Perla  
G.128



Town Azul  
G.128



Town Basalto  
G.128

Formato / Size	X Caja / Box			X Palet / Pallet		
	Pz / Pc	M2 / sqm	Kg	Cj / Box	M2 / sqm	Kg
23x33,5cm.	13	1	15,73	84	84	1321

Formato / Size	X Caja / Box			X Palet / Pallet		
	Pz / Pc	M2 / sqm	Kg	Cj / Box	M2 / sqm	Kg
31,6x31,6 cm.	10	1	20	56	56	1120

Formato / Size	X Caja / Box			X Palet / Pallet		
	Pz / Pc	ML	Kg	Cj / Box	M2L	Kg
2,5x23 cm.	40	9,20	4,20	-	-	-
2,5x33,5 cm.	40	13,40	5,60	-	-	-

(1) Necesita de la aplicación de pasta de rejuntado entre zonas esmaltadas.  
Grout needs to be applied to area between glazed surfaces.